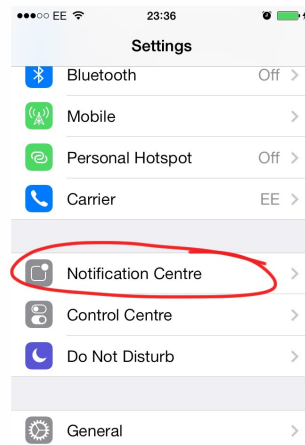
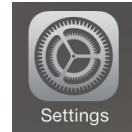
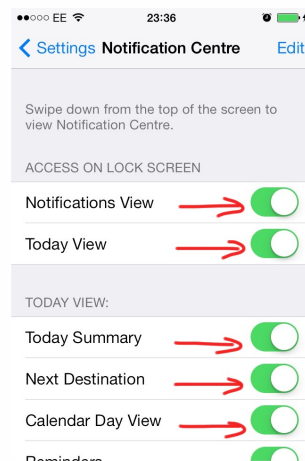


How to setup notifications from the studentcentral app on an iPhone (Blackboard Mobile Learn)

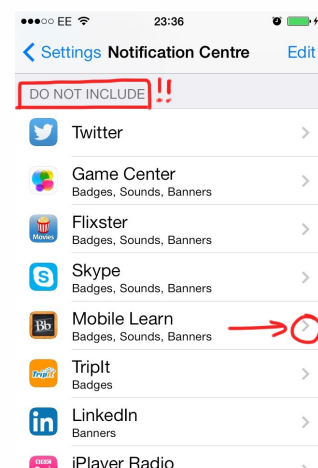
1. Open up the settings app on your iPhone
2. Pull down to the Notification Center options



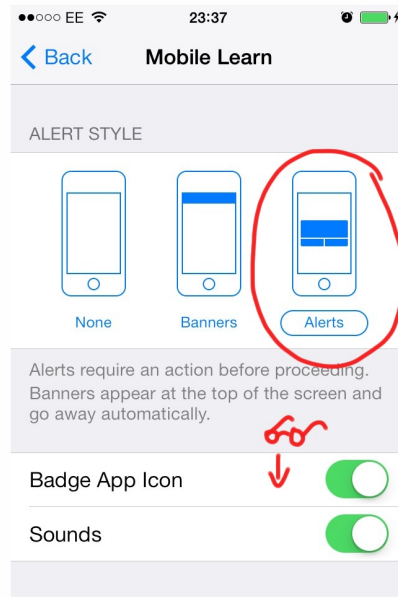
3. Check that all the notification settings which you want are switched on



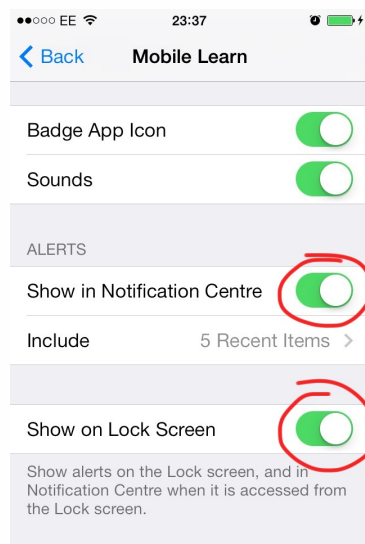
4. Pull down to the "do not include" section, is blackboard mobile learn there? That would explain why notifications are not alerting you. Click on the item in order to set alerts for Blackboard



5. I recommend setting actual alerts as your preferred mode. Make sure that you are happy with the other settings as well - sounds etc.



6. A bit further down on the same page, select Show in Notification Centre. You may also want visual alerts to appear on your Lock Screen (screen with a slider when you 'wake up' your iPhone).



In studentcentral app (Blackboard Mobile Learn)

1. Go to settings in the studentcentral app
2. Click on Notifications
3. Make sure your preferred notifications are switched on

