

Accessing submissions in the Turnitin Feedback Studio app for iPad (Version 3.1.2)

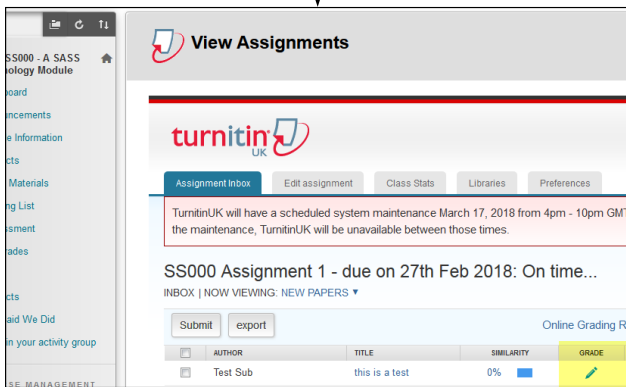


Safari web browser on iOS

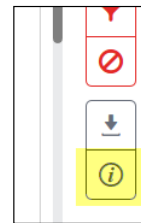
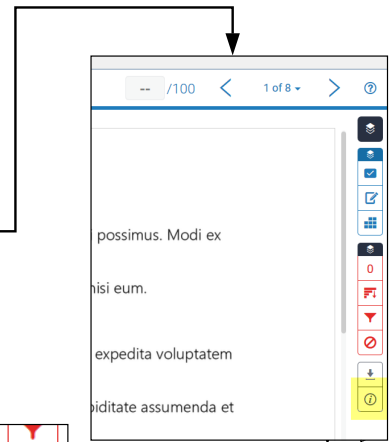


Make sure that your Turnitin Feedback Studio app is up-to-date and that you are logged into the app with your Turnitinuk.com credentials. Your university email will be your username and your password will be unique to Turnitin

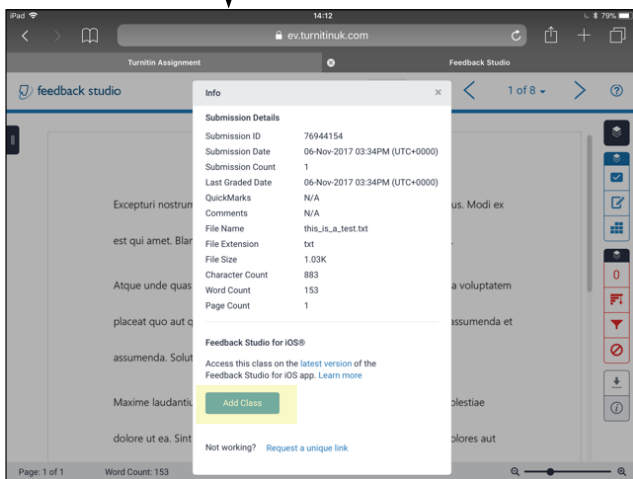
In Safari: Go to studentcentral, find the module that you want to mark in studentcentral and go to Course Tools > Turnitin Assignments



Open a submission from one of the Turnitin inboxes



Press on the (i)



Press on 'Add Class' and you will be asked to Open this page in "Turnitin"...



Check through your list for the module that you have added in the app. It should now be there.