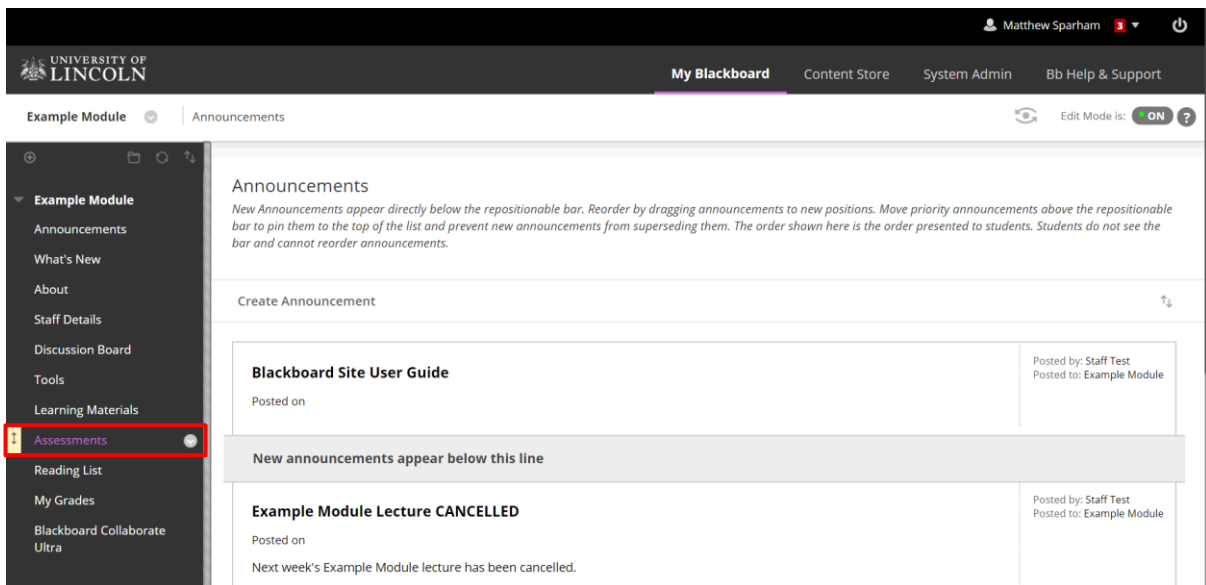




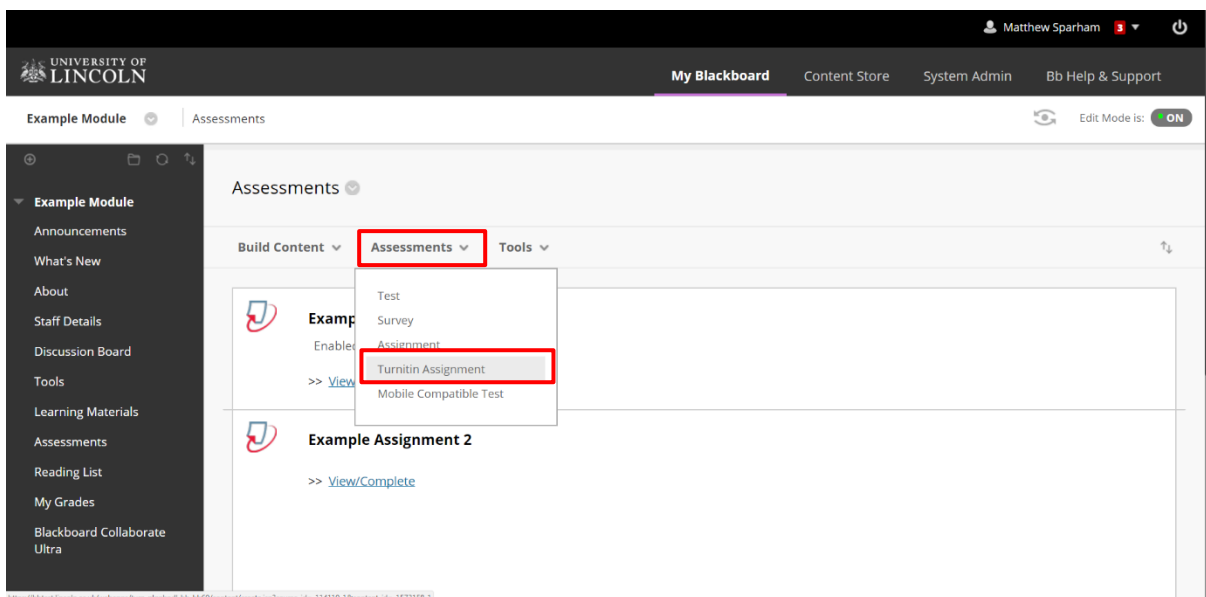
Creating A Turnitin Submission Point

Turnitin is an online tool for students to submit their assignments. Turnitin includes a number of useful features including plagiarism detection and online marking tools.

1. Login into Blackboard and navigate to the Module site you wish to create a Turnitin Submission point in.
2. From the module site click on the Assessments tab on the navigation pane.

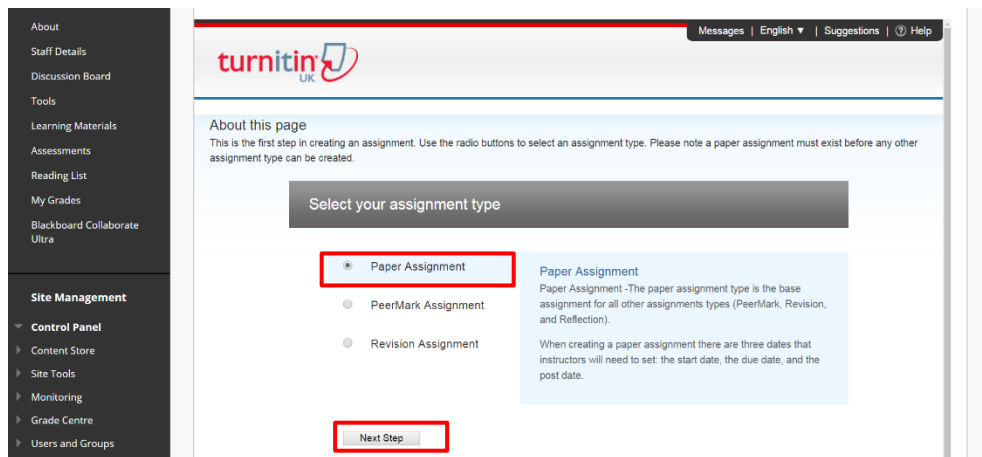


3. Click on the Assessments tab along the top of the area and choose **Turnitin Assignment**.

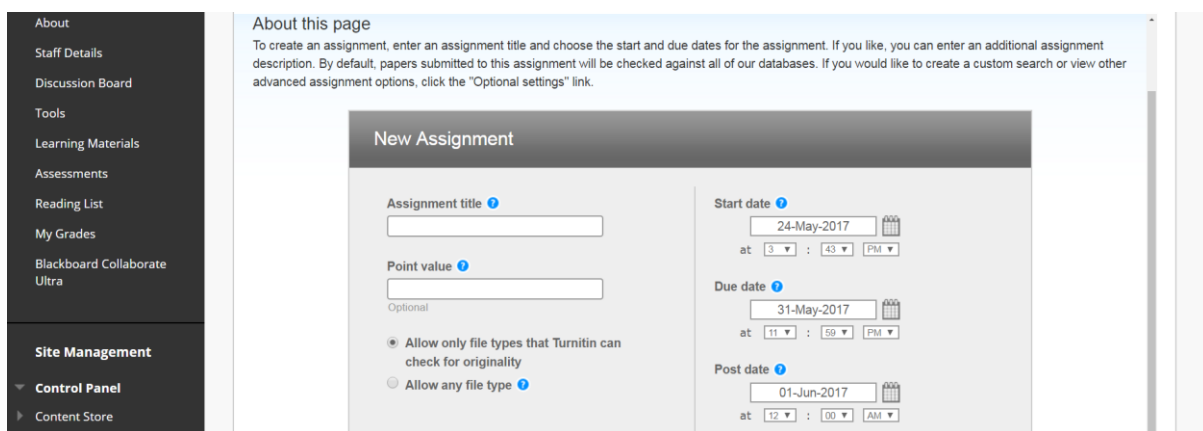




4. For a standard submission point choose **Paper Assignment** and click **Next Step**.

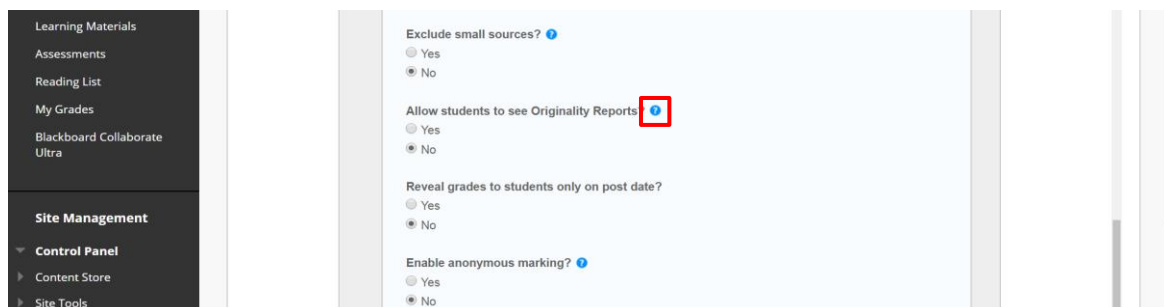


- 5. Give your Assignment title a name
- 6. **Point value** refers to the score you want to mark out of.
- 7. **Start date** refers to when the submission point will be available to accept submissions.
- 8. **Due date** refers to the hand in date due by the students.
- 9. **Post date** refers to the day the results and any feedback will be made available to the students.



10. Click **Additional options** to setup how the originality report will be created. Hover the mouse cursor over the blue circle icon at the end of each section for a full description on that option.

Note: Reveal grades to students only on post-date, should be set to **YES**. Otherwise, the grades will be revealed to all students as soon as you enter them.





11. Click **Submit** when you are happy with all the options.

Tools
Learning Materials
Assessments
Reading List
My Grades
Blackboard Collaborate Ultra

Site Management

Control Panel

- Content Store
- Site Tools
- Monitoring
- Grade Centre
- Users and Groups
- Customisation
- Packages and Utilities
- Help

Submit papers to: [?](#)
no repository

Search options: [?](#)

- Student paper repository
- Current and archived internet
- Periodicals, journals, & publications

GradeMark

Attach a rubric/form to this assignment [?](#)
Note: students will be able to view the attached rubric/form and its content prior to submitting.
No rubric/form [Launch Rubric/Form Manager](#)

Find a rubric that's right for your assignment in Turnitin Teaching Tools

Would you like to save these options as your defaults for future assignments?

Submit

12. The submission point has been created click **OK** to go back to the assignments content area.

Matthew Sparham 3

UNIVERSITY OF LINCOLN

My Blackboard Content Store System Admin Bb Help & Support

Example Module Assessments Edit Mode is: ON

Example Module

- Announcements
- What's New
- About
- Staff Details
- Discussion Board
- Tools

Add Turnitin Assignment

Turnitin Assignment successfully added.
Wed May 24 16:03:25 BST 2017

OK

13. The Turnitin submission point you just created will be placed at the bottom of the content in the content area.

Assessments

Build Content Assessments Tools

Example Assignment 1
Enabled: Adaptive Release
>> [View/Complete](#)

Example Assignment 2
>> [View/Complete](#)