




<p style="text-align: center;">Literacy</p> <p>A synonym is a name given to words that have the same meaning. Complete the work on synonyms that is on education city from Mrs Valentine.</p> <p>Complete Units 2 and 3 of your Nelson Handwriting booklet.</p> <p>David Walliams is reading a daily story here https://t.co/Azfp8zFPbt Listen to the story and draw an illustration to accompany the story. Have a look on his website where there are lots of fun facts and games, take a note of anything interesting that you discover, so you can share it with your teachers and class mates next time you see them.</p> <p>We miss seeing your work so remember to share it with us.</p>	<p style="text-align: center;">Reading</p> <p>Try to read as much as possible at home (not just the books that you chose to take home.). If you have run out of things to read or just fancy a change try https://www.oxfordowl.co.uk/for-home/find-a-book/library-page/ Remember to add everything you read to the list at the back of your jotter.</p> <div style="text-align: center;">  </div> <p>Why not try making yourself a den to read in?</p>	<p style="text-align: center;">Maths</p> <div style="text-align: center;">  </div> <p>We did lots of work about right angles way back at the start of the school year. Make yourself a right angle monster and go on a right angle hunt around your house. Make a list or take some photographs of your findings.</p> <p>Go on education city where I have left you some work on perimeter. Remember the perimeter is the distance around the outside of a shape. https://www.bbc.co.uk/bitesize/topics/zvmxsbk/articles/zsr4k7h This clip should remind you and a song to help. https://www.bing.com/videos/search?q=perimeter+songs+for+kids&docid=607993061745102144&mid=E6AF43206A662713F058E6AF43206A662713F058&view=detail&FORM=VIRE</p> <p>Continue to practise and read the time wherever possible.</p>
<p style="text-align: center;">Writing</p> <p>At the start of the year, we learned how to write reports. Remember that a report is a piece of writing that contains facts and diagrams about a particular subject. We wrote lots of reports about bees before Christmas. Choose a piece of our rainforest learning to write a report about - you could write about the layers of the rainforest, the types of foods we get from there, forest friendly farming or any of the animals we have learned about. There is a writing template on the school website you can use if you want to.</p> <p>SC.</p> <ol style="list-style-type: none"> My report gives facts not opinions (don't write things like 'I love the rainforest' or 'I think we should stop cutting down trees') My writing is organised under headings (plan what the headings are going to be before you write) I have included an interesting introduction (an overview of what my report is going to be about, to make my reader excited to read the rest) I have written in the third person (I haven't used the word 'I') 	<p style="text-align: center; font-size: 2em;">Primary 4 Home-Learning</p> <hr/> <p>P.E Mrs Wiseman will continue to give you your daily fitness recommendations on Twitter.</p> <hr/> <p>Duo Lingo Keep logging on and completing your activities.</p>	<p style="text-align: center;">Numeracy</p> <p>We have been working on our problem solving skills recently, especially problems that ask you to figure out if you have found all the different ways to do something. Have a look at these problems which focus on that skill (these will all need parental help. Use the 'teacher resources' link for suggestions as to how to approach the task with your child): Triangles: https://nrich.maths.org/150 Circles: https://nrich.maths.org/183/note Squares: https://nrich.maths.org/5579/index</p> <p>Art</p> <div style="text-align: center;">  </div> <p>Try using some toys to make some shadow pictures. Remember to share your results with us.</p> <p style="text-align: center;">RERC</p> <p>Make a comic strip of the Easter Story.</p>