





**Fairy Tale Learning Map**  
**Goldilocks and the Three Bears**

Literacy	Numeracy	Health and Wellbeing															
<p><b>I can listen actively to a whole story.</b> <b>I can listen to and talk about stories and other texts.</b> <b>I can make marks that relate to my play.</b></p> <p>The theme of Goldilocks and the Three Bears is to always think about what you do and how it might affect others. Story Link: <a href="https://www.youtube.com/watch?v=0oUP2PFeOi8">https://www.youtube.com/watch?v=0oUP2PFeOi8</a></p> <p><i>Do you think it would be a good idea to enter a house you didn't know?</i> <i>Would you like to be Goldilocks friend and why?</i> <i>Can you create your own image of a bear?</i> <i>Can you put the story in the correct order?</i> <a href="https://www.education.com/worksheet/article/sequence-it-goldilocks-and-the-three-bears/">https://www.education.com/worksheet/article/sequence-it-goldilocks-and-the-three-bears/</a> <i>Can you retell the story of Goldilocks and the Three Bears?</i> Maybe create a video and share it with us. Maybe you could use three of your teddy bears and a dolly to help you. Use some props like bowls and spoons. You could use the different voices for the bears.</p> <hr/> <p>Looking after your own parental mental health and wellbeing is really important. Be kind to yourself, you're doing a great job! We have provided fun <b>optional activities</b> for you to share and enjoy with your child. Do what you can, there are lots of ideas of how your child can help you at home. See the website and Twitter for more information</p>	<p><b>Explore objects and use language of measure large/small.</b></p> <p style="text-align: center;">Baking Activity:</p> <p>Do you like oats? The porridge the bears cooked was made from oats. Why don't you make these oat cookies and share them with your family? <a href="https://www.bbcgoodfood.com/recipes/oat-biscuits-0">https://www.bbcgoodfood.com/recipes/oat-biscuits-0</a></p> <div style="display: flex; align-items: center;">  <p>Sharing and being kind is important. It makes us feel happy to share things.</p> </div>	<p>Why not go for a walk near your house or go out into the garden? Maybe you could collect a few natural objects such as leaves, twig, stones etc. and use the objects to make a picture of the bear's cottage?</p> <p style="text-align: center;"><b>Life skills</b></p> <p style="text-align: center;"><b>I am developing my self-help skills e.g. putting on/taking off clothing and using fastenings.</b></p> <div style="display: flex; justify-content: space-between; align-items: flex-start;"> <div style="width: 60%;"> <p><i>Can you put your shoes on?</i> <i>Can you put your jacket on?</i> <i>Can you put your pyjamas on?</i> <i>Can you make your bed?</i> <i>Can you set the dinner table up?</i></p> </div> <div style="width: 35%; text-align: center;">   </div> </div>															
	<p style="text-align: center;"><b>Science/Technology</b></p> <p>Ask the adult in your house if you may have some oats. Leave some oats mixed with water out on a tray overnight and see what has happened to the wet oats in the morning?</p> <p style="text-align: center;"><b>Photo a Day!</b></p> <table border="1" style="width: 100%; border-collapse: collapse; text-align: center;"> <tbody> <tr> <td style="width: 16.6%;">Day 1 Outside</td> <td style="width: 16.6%;">Day 2 An item of cosy clothing</td> <td style="width: 16.6%;">Day 3 Your favourite toy</td> <td style="width: 16.6%;">Day 4 A fork</td> <td style="width: 16.6%;">Day 5 Your feet</td> </tr> <tr> <td>Day 6 A box</td> <td>Day 7 Something with numbers</td> <td>Day 8 Something in your hand</td> <td>Day 9 Upside down</td> <td>Day 10 Your favourite colour</td> </tr> <tr> <td>Day 11 Some mark making</td> <td>Day 12 Something upside down</td> <td>Day 13 Your favourite story</td> <td>Day 14 An item in your fridge</td> <td>Day 15 The sky</td> </tr> </tbody> </table>	Day 1 Outside	Day 2 An item of cosy clothing	Day 3 Your favourite toy	Day 4 A fork	Day 5 Your feet	Day 6 A box	Day 7 Something with numbers	Day 8 Something in your hand	Day 9 Upside down	Day 10 Your favourite colour	Day 11 Some mark making	Day 12 Something upside down	Day 13 Your favourite story	Day 14 An item in your fridge	Day 15 The sky	<p style="text-align: center;"><b>Expressive arts</b></p> <p>When Goldilocks went to the House of the Bears Song. Sing along to the words!</p> <p style="text-align: center;"><a href="https://www.youtube.com/watch?v=WkPzKCv2v4c">https://www.youtube.com/watch?v=WkPzKCv2v4c</a></p> <hr/> <p style="text-align: center;"><b>Next week</b></p> <p>We are going to share our playdough recipe and we are also going to grow a beanstalk.</p> <p>Things you will need: Plain flour, water, cream of tartar (optional), cooking oil and salt. A broad bean Cress seeds</p> <div style="text-align: right;">  </div>
Day 1 Outside	Day 2 An item of cosy clothing	Day 3 Your favourite toy	Day 4 A fork	Day 5 Your feet													
Day 6 A box	Day 7 Something with numbers	Day 8 Something in your hand	Day 9 Upside down	Day 10 Your favourite colour													
Day 11 Some mark making	Day 12 Something upside down	Day 13 Your favourite story	Day 14 An item in your fridge	Day 15 The sky													



Please stay in touch and share your learning with us via Twitter @AndrewNursery