




Primary 2 Home Learning Grid: Week Beginning Monday 11th January 2021

Please remember we are contactable through Teams and happy to help in any way we can! Mrs Finlayson and Mrs Selfridge

Literacy	<p><u>What have you been up to?</u></p> <p>Can you draw a picture of something you have done since we last saw you? Remember our success criteria – lots of detail and neat colouring in! For an extra challenge you could add a sentence or two underneath? Or for a spicy challenge, you could write us a letter with all your news? We would love to hear from you!</p> 	<p><u>Phonics: Blends Revision</u></p> <p>In class, before the break, we were working on initial blends bl/fl/cl/pl.</p> <p>We have uploaded some phonics worksheets and a dice game to Teams. Choose your own level of challenge – mild or spicy!</p> <p>Click the button to play a phonics game for more practise with initial blends:</p> 	<p><u>Reading</u></p> <p>Practise reading the sentences on the reading card saved to Teams. You should practise reading these until you can read them fluently. How quickly can you read them?</p> <p>Spicy Challenge: can you ask a grown up to read out the sentences for you to try to write down?</p> <p>Can you read one of the books that you have at home? Or take turns reading page with your adult? Practise regularly throughout the week. We would love to see videos of you reading aloud.</p>	<p><u>Handwriting</u></p> <p>Please practise your handwriting, making sure you are forming all your letters neatly and correctly. We have uploaded a sheet to remind you.</p> <p>Success Criteria – remember to think about the size of your letters and whether they sit on the line or hang below or stretch up tall.</p> <p>This video will also demonstrate correct formation: https://www.youtube.com/watch?v=TYYSBProJH4</p> <p>The free app 'Trace Letters & Sight Words' might also help.</p> 
-----------------	---	---	---	--

Number of the Day

Use the Number of the Day sheet on our Teams page to revise the number work we have been doing in class. You should recognise this sheet as we used it in class before the break.

Mild: Ask your grown up for a two digit number

Spicy: Ask your grown up for a three digit number

You might want to do this activity more than once.



Addition and Subtraction

Practise adding this week. Remember you have a number line and a hundred square in your learning pack to help you if you need it. Choose your own level of challenge - **mild**, **medium** or **spicy**.

Play the Topmarks game 'Hit the Button'. Select 'Number Bonds' and choose the level of challenge that suits you.

The 'Fruit Splat Addition' game will also help you practise being speedy and you can choose the level that challenges you best:

<https://www.sheppardsoftware.com/math/addition/fruit-splat-game/>

Money

Practise using mixed coins to make amounts in the Toy Shop Money Game

<https://www.topmarks.co.uk/money/toy-shop-money>

Choose your own level of challenge to grow your brain!



Family Venn Diagram

Cut out 2 squares, turn them to look like diamonds and overlap them as shown below. Add some arms and legs to make the squares look like two people in the family. If the two people like the same things they go in the overlap e.g. pizza. If only one person likes something write it on the body that represents them only. How many things can you add to the Venn Diagram?



Max the Labrador

We will be working on this project over the next few weeks, with linked tasks on each learning grid.

We have uploaded the sheets for this week's related tasks.

Listen to the story of Max the Labrador:
<https://soundcloud.com/talkforwriting/maxs-jungle/s-7mdf7356etd>

Spicy Challenge – can you read some of the text for yourself?

Use the 'Exploring Stories' worksheet or a page in your jotter to draw and colour a detailed, neat picture.

Spicy Challenge – can you write a sentence for your picture?

Use the 'Quiz Time' questions to discuss the story with a grown up.

Spicy Challenge – can you write the answers on the sheet or in your jotter?

French: Colours

Use the domino cards to match the colours with their names and practise saying each one.

Click on the link to watch an online lesson with our French Coordinator Mrs Robertson:

<https://www.youtube.com/watch?v=HLmkMmTTvME>



Can you ask your adult to call out a colour and find something that colour in your home or garden?

Can you name all the colours you and your adult are wearing today?

Which colours can you name when you are out for a walk?

Aeroplane Designer

This is a challenge for all the family. Using one sheet of paper each, can you make a paper aeroplane? Once everyone has made their aeroplanes, have a competition to see who can fly theirs the furthest.

Additional Task:

If you have a tape measure, can you measure the exact distance flown by each person's plane?

Just Dance!

Put on your favourite tunes and have a dance party! Got a microphone? Add in some karaoke! Or search 'Just Dance' on YouTube and learn some fun dance moves!

Take a video and share it with us on Twitter or Microsoft Teams! We would love to see them!

