
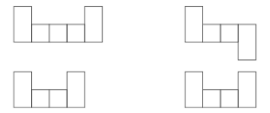
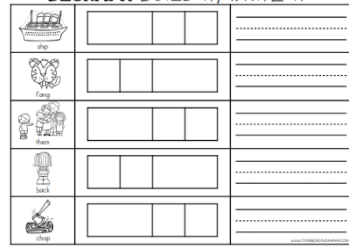


Home Learning for the week beginning Tuesday 16 February

Literacy

I've tried to include more **non-printer** activities this week. Please don't feel you need to print everything off. Worksheets can be adapted to do in a jotter or on a piece of paper.

	<p align="center">Practical Activity / Game (if you can only manage one then this is it!)</p>	<p align="center">Extension</p> <p>For parents and children who want to take their learning further or find the Main Activity too easy.</p>	<p align="center">Worksheet or online activity (you could write most of these activities out if you do not have access to a printer)</p>																		
<p>Letter / Sound Recognition</p>	<p align="center">Consolidation of sh ch th nk ng</p> <p>sh no sh worksheet or identify on screen sh or ch worksheet or identify on screen</p> 	<p>Use the flashcards from 1 February, (sh ch th nk ng). Place them in a pile face down. Take it in turns to think of words with the sound you have picked. Don't use 'ng' unless you have learned it.</p>	<p>Word shapes ng nk use magnetic letters to build words then write them in the worksheet. No print activity - draw round magnetic letters to see the shape. Thursday video</p> <p align="center">Word Shapes -ng -nk</p> <p>Use magnetic letters to build the words in the box. Match the word to the correct letter shape and write the letters in each shape. Score off or tick the words you have used.</p> <p>drank bang hang fang king thing swing wink bunk chunk sting blink link</p> 																		
<p>Word Building</p>	<p>Use the word building lists (from a previous week) to build words using magnetic letters. If you managed Group A now try Group B.</p> <p>I use this website for word ideas so feel free to pick your own although we haven't done vowel digraphs yet like ai, ea, ou, ie etc.</p> <p>Words that start with sh Words starting with sh (thefreedictionary.com)</p>	<p align="center">Word Building</p> <p><small>This list could be class, into year, or used to make a letter for 'word' reference. You may wish to start with the Group A words and move onto the Group B words during the week or go straight to Group B if your child can do this. Use these words to help create digraph words for your child to learn to read / spell. This is an aid to help a starting point for you to work with.</small></p> <table border="1"> <thead> <tr> <th></th> <th>sh</th> <th>ch</th> <th>th</th> <th>nk</th> <th>ng</th> </tr> </thead> <tbody> <tr> <td>Group A Do these words first or work on these all words if your child needs lots of support with the sounds</td> <td>ship shed rush push wish</td> <td>chop chut chun much chug</td> <td>thin them then moth with</td> <td>pink runk sunk hank</td> <td>sing long lung rang</td> </tr> <tr> <td>Group B Do these words if your child is beginning to sound words 'spontaneously'</td> <td>sharp shred brush fish brush</td> <td>church chomp chant bench fetch pitch</td> <td>thank think birth thorn fish</td> <td>drink prank drunk clunk thunk</td> <td>sting prang strung thing swing</td> </tr> </tbody> </table>		sh	ch	th	nk	ng	Group A Do these words first or work on these all words if your child needs lots of support with the sounds	ship shed rush push wish	chop chut chun much chug	thin them then moth with	pink runk sunk hank	sing long lung rang	Group B Do these words if your child is beginning to sound words 'spontaneously'	sharp shred brush fish brush	church chomp chant bench fetch pitch	thank think birth thorn fish	drink prank drunk clunk thunk	sting prang strung thing swing	<p>Print off the Digraph word building sheets or play Say it, Build it, Write it (tell child a word, build it using magnetic letters then write it on 'whiteboard' from the school pack.)</p> <p align="center">DIGRAPH BUILD IT, WRITE IT</p> 
	sh	ch	th	nk	ng																
Group A Do these words first or work on these all words if your child needs lots of support with the sounds	ship shed rush push wish	chop chut chun much chug	thin them then moth with	pink runk sunk hank	sing long lung rang																
Group B Do these words if your child is beginning to sound words 'spontaneously'	sharp shred brush fish brush	church chomp chant bench fetch pitch	thank think birth thorn fish	drink prank drunk clunk thunk	sting prang strung thing swing																

Reading

Tricky Words Consolidation

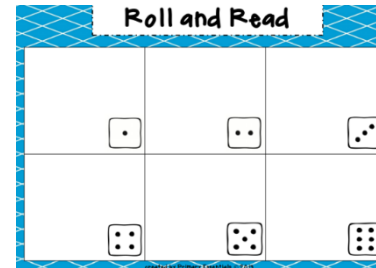
Using the whiteboard pen and either Duplo / Lego or other building blocks, write all the tricky words in Set 1 onto blocks one letter on each block. Ask child to put the blocks together to build words.



Real or Nonsense Words

Print off the **Roll and Read** board OR write the numbers 1-6 in a grid in a jotter.

Either use the **Real or Nonsense words flashcards** or write them onto small pieces of paper. See the file for full instructions.



Oxford Owl link - [Pupil Home \(oxfordowl.co.uk\)](https://www.oxfordowl.co.uk)
Class username: roslinp1
Password Primary1

Choose Oxford Reading Tree 'Jack' and learn to read this book together.

Some of you may manage Read Write Inc Sound Blending 8

Writing

Read and Draw

Read these sentences on **Read and Draw 2** independently and draw a detailed picture. Print the WS or write each sentence out in a jotter. Give your child one point if you can identify the key features of each sentence. For example, in 'Pig and fox went in the tent' there should be a pink pig, a red / brown fox and they should be inside something that looks tent shaped. Please help encourage as much detail as possible and draw your own pictures. Why not ask another adult in the house if they can guess what one or two of the pictures are?


Handwriting

Practice lowercase **Letter formation s-z** using the worksheet or onto paper. PLEASE check letters are being done correctly as it is so hard to unlearn wrong formation. If your child manages this well can they write the UPPERCASE letters too?

Listening and Talking


Listen to the story on Tuesday called **Dragons in the City** read by me and answer my questions with an adult.

Tuesday Video



Dragons in the City colouring

After you have coloured in one of the worksheets. Retell some of the story to an adult. You may wish to watch my video again.





Numeracy

	<u>Practical Activity / Game</u>	<u>Worksheet / Online Activity</u> Where possible I have tried to adapt resources so that they can be completed online if you don't have access to a printer. Alternatively, children could write answers on a piece of paper.	<u>Additional Activities / Resources</u>
Number Bonds Friday Video	<p><u>Roll & Make 10 or 20</u></p> <p>Continue to consolidate your quick recall of number bonds to 10 and 20 by playing this dice game. For number bonds to 10 you will only need one dice but for number bonds to 20 you could use two or three dice. Roll the dice to get your starting number. Write the number in the recording sheet and work out how many more you would need to complete the addition sum to 10 or 20.</p>	<p><u>Circle the Sums of 10 or 20</u></p> <p>This activity is similar to completing a wordsearch. Instead of looking for different words you are looking for pairs of numbers that add together to make 10 or 20. Can you find them all?</p> <p><u>Star Number Bonds to 10 or 20</u></p> <p>Test your quick recall of facts with this written activity. How many of the boxes can you fill in without the need to use an addition strategy? Good luck!</p>	<p><u>Write and Solve</u></p> <p>A number bonds board game for all the family to join in with. As well as continuing to consolidate your number bond knowledge to 10 or 20. This game gives you practise of writing out addition calculations and introduces you to subtraction. There is also a little added challenge if you land on a bug. How confident are you at counting backwards?</p>
Addition	<p><u>I Spy Count & Add</u></p> <p>This activity will look similar to some of the tally mark activities you have completed over the last few weeks. This time around however you need to count the different objects to find the values for your addition sums. Once you have counted the</p>	<p><u>Crack the Code</u></p> <p>The different animals of the Chinese New Calendar have been given a number value. Can you crack the addition codes by using the key at the top of the page to help you create and solve the addition sums? The addition to 30 crack the code worksheet is a little different. The additions sums have been written for you to solve. Once you solve them you need to use the alphabet code to</p>	<p><u>Chinese New Year Colour by Number</u></p> <p>I know we all love to relax with a little bit of colouring in. Can you complete the addition calculations to find out what colours you need to use to complete the pictures? I have included two different colour by number pictures. One tests your addition skills to 10 the other to 20. You can complete them both or select the best level of challenge for yourself.</p>

	<p>different objects you can then complete the addition sums.</p>	<p>write down the letters for each answer. If you have worked out the sums correctly you should reveal a mystery phrase. Can you work out what it says?</p>	
<p>Data Handling Wednesday Video</p>	<p><u>Reading for Information</u></p> <p>For these activities, the bar graphs and tally charts have already been completed for you. Your job is to see if you can answer the questions by finding the information in the graphs and tables.</p> <p>Challenge: Can you think of any more questions that could be asked about the information?</p>	<p><u>Tricky Words Count & Colour</u></p> <p>This activity combines your knowledge of tricky words and your understanding of how to create tally charts and bar graphs.</p> <p>Can you read the different tricky words and colour them correctly before counting them and showing the information as a tally chart and a bar graph?</p> <p>There are two version of this activity with different tricky words for you to have a go at reading. You can complete them both or select the best level of challenge for yourself.</p>	<p><u>Chinese New Year Count, Tally & Graph</u></p> <p>As this week is Chinese New Year I have included a couple of activities that give you a chance to apply your recent learning and understanding using pictures and information linked to Chinese New Year.</p>

Find out about **Chinese New Year** in this **story**. Choose PPT or PDF version.



Watch this CBeebies Clip
<https://youtu.be/1cRMRp9-Z08>

Find out about the **Lantern Festival** using the PPT or PDF.
Create a **paper lantern** using the template

OR

if you have PPT I have added instructions to follow.

Warning includes glue and glitter!!



Colour this **dragon mask** in bright colours.
Ask an adult to cut out the eye holes.
Attach ribbon or elastic and create a dragon dance.



Try **Cracker the Dragon of Wonder**
Cosmic Yoga.

<https://youtu.be/7NWzS2xziI4>



Find out about Chinese New Year with the
Go Jettters.

[BBC iPlayer - Go Jettters - Series 3: 25. Chinese New Year, Dragon Dance Drama](#)

