


Primary 2 Home Learning Grid: Week Beginning Tuesday 16th February 2021

Please remember we are contactable through Teams and happy to help in any way we can! Mrs Finlayson and Mrs Selfridge

Literacy	<p><u>Phonics: i-e</u> <u>Tuesday Video</u></p>	<p><u>Fact or Opinion</u> <u>Thursday Video</u></p>	<p><u>Reading</u></p>	<p><u>Handwriting</u></p>
	<p>Today we will be looking at what magic e does to the letter i. All our words today will be using the i-e pattern.</p> <p>Can you think of any i-e words yourself. For example - file</p> <p>Below are some YouTube videos for you to watch to help with your new sound.</p> <p>https://www.youtube.com/watch?v=-Gq17O-HRc</p> <p>https://www.youtube.com/watch?v=JrGmIGB_54</p> <p>Complete one of the i-e worksheets loaded on our Teams page. Choose the level that suits you best (mild or spicy).</p> <p>Also included is a fun activity for you to spot the i-e words in the picture.</p>	<p>Today we will be looking at the difference between fact and opinion.</p> <p>A fact is something that is <i>true</i> and no matter who you ask the answer will always be the same. Some examples of facts are:-</p> <p>Edinburgh is the capital city of Scotland.</p> <p>A car is a type of vehicle.</p> <p>An opinion is what someone <i>thinks</i> and the answer could change depending on who you ask.</p> <p>Some examples of opinions are:-</p> <p>Pizza is the best food in the world.</p> <p>David Walliams is the best author ever.</p> <p>Choose one of the follow up tasks from our Teams page to show your understanding of facts and opinions.</p>	<p>Choose another one of your reading books from your Book Bag and read it to an adult.</p> <p>Keep your eyes open for any magic e words.</p> <p>You will find a worksheet to go along with the book you have read. See if you can complete this on your own to show how well you have understood the story.</p> <p>We have also uploaded the usual mild, spicy and extra hot* reading sentences/passages to our Teams page as an optional extra if you would like further reading practice this week.</p> <p>*Please excuse and correct the American spelling in the Extra Hot task this week! realize - realise</p>	<p>We are continuing with our handwriting practice by writing more words using the handwriting ladders uploaded to Teams.</p> <p>Success Criteria</p> <ul style="list-style-type: none"> Remember to think about the size of your letters and whether they have tails or are tall letters. <p>The link below will help if you are unsure how to form a letter.</p> <p>https://www.youtube.com/watch?v=TYYSBProJH4</p> <div style="text-align: center;">  </div>

First to 0 Subtraction

Play with a partner. Each player starts with the number 50. The cards are placed face down between the players. Take it in turns to turn over a card from the middle pile and subtract it from your 50. Keep taking turns and subtracting from your total until you have 0.

Milder Challenge:

Each player starts with 30

Spicier Challenge:

Each player starts with 100



Subtraction Wednesday Video

Practise counting backwards starting from 30, then 50. Can you count backwards from 100?

Use the songs below to help you with counting backwards (and moving your body!):

From 30:

<https://www.youtube.com/watch?v=WHuuuh9GgP8>

From 50:

<https://www.youtube.com/watch?v=YtNskltyAOE>

From 100:

<https://www.youtube.com/watch?v=8jMmZaFvRpE>

Use your number line or hundred square to help you complete one of the tasks on Teams – **mild**, **medium** or **spicy**. You might even want to use counters or pasta if you need a little more support. Talk to your grown up about what strategies you can use when subtracting.

Play Hit the Button (Number Bonds – Subtraction) in the app or at the following link:

[Hit the Button - Quick fire maths practice for 5-11 year olds \(topmarks.co.uk\)](https://www.topmarks.co.uk/Hit-the-Button-Quick-fire-maths-practice-for-5-11-year-olds)

Sumdog

Keep logging on to Sumdog. Click on 'Maths' and complete the activities that come up. Depending on how you are getting on, Sumdog will select the right level of activity for you.

How many points can you earn?

Log in details for Sumdog can be found in your Home Learning Packs. Please email us via Teams if you have any issues with logging in.



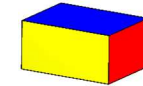
Shape : 3D Shapes Friday Video

3D Shapes are shapes that you can actually pick up and hold. An example of a 3D shape is a dice. A dice is a **cube**.


Can you find objects in your house to match the 3D shapes below?



Cube



Cuboid



Sphere



cylinder

Extra Challenge: Do you have anything in the house in the shape of these 3D shapes?



Cone



pyramid

Choose a sheet from our Teams page to help you identify the 3D shapes.


Play the roll and find game uploaded to Teams.

Other

HWB : The Lion Inside

Click on the link below to listen to the story 'The Lion Inside' by Rachel Bright.

https://www.youtube.com/watch?v=GlfDD3gYZ_0



Now look at the activity mat loaded onto our Teams page and choose an activity to complete.
(With thanks to Clair Duckett)

French: Sports

Tune in to Ann on the link below and learn the French alphabet!

<https://www.youtube.com/watch?v=MNtw3bayvCc>



Mindfulness

Sometimes it can make us feel calm and relaxed to practise some mindfulness techniques. We tried some different techniques in class when we were thinking about the emotion **calm**.

Check out cosmic.kids.com or search 'Cosmic Yoga' on YouTube for some great yoga and mindfulness activities.

In class we often enjoy Calm Time on a Wednesday. Find a quiet, comfortable place and click on the link for a guided meditation story:

https://www.youtube.com/watch?v=cEX2t82V-Go&list=OLAK5uy_nKjsXXOcGO9T9UIUdWgdAv-ZtZLgN10EQ&index=4

Print off a mindfulness bookmark sheet from our Teams page and enjoy a relaxing colouring time.



Virtual Library

(with thanks to Kate Brandwood)

Enter the virtual library and listen to the story call The Colour Thief of the top shelf of the library.

<https://www.thinkinglink.com/card/1406252735522668546?fbclid=IwAR3c1yAQhyYLucy2xsji0uTABDIU7daXWCtJe0QB0y1RRUvrvVX20Y5CPNk>

Select one of the challenges below as a follow-up. We would love to see your pictures.

Challenge 1 – Draw 2 copies of the

same picture. One picture should be drawn in a writing pencil only, so you may need to shade parts in or create patterns. For the second picture, colour it in completely. Now compare the two pictures, which one do you prefer?



Challenge 2-

Can you draw a picture in pencil and shade it in using pencil only apart from one object. For that one object add colour so that it stands out similar to the boy in the story with the orange balloon.

