

ENGLISH HOMEWORK
BOOKLET



NAME:



2. Characters' description

Pick two characters from the story.


First, you have to draw them.

Name:


Name:



What do you know about these characters?
Write a paragraph including as much
information as you can




How they
look




How they
behave



Their
interests



Where
they live




Anything else
about them

First character


Second character


CHARACTER PROFILE



3. Storyboard

In this exercise you have to create a storyboard of one of the scenes in the book













4. Grammar

You are going to revise the following terms.
Write down the definition. Use a dictionary if necessary:

1. Adjective:

2. Noun:

3. Verb:

Find 5 words from each category from your book

Adjectives	Nouns	Verbs

5. Unknown words

One of the benefits of reading is learning new words which will improve your skills.

Choose five words that you don't know from the book and use the dictionary to find out the meaning. Write down the different definitions.

6. Alternative ending

Create an alternative ending for your book. You need to take into consideration the following:

- Would it be a positive or a negative ending?
- It could be a twist, an unexpected surprise
- It could show a dark moment
- It could be an emotional ending
- Your alternative ending could also be mysterious, keeping your reader guessing

You must include at least 10 sentences.

