

# Cuiken Nursery Home Learning Grid - 20.4.20

## Literacy (by Rosie)



Can you choose a favourite story and create a story basket at home. You can use toys, junk, pots and pans or anything you have around your house or garden.

<https://www.pinterest.co.uk/pin/189995678016354377/>

Kind

## Outdoor Learning (By Zoe)




Try to make a music station in your garden by using things around your house.

Please look at video on the You tube channel.

Inspired

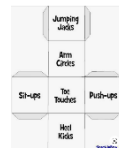
## Numeracy (By Pat)

Go on a shape hunt. What shapes can you find in your house? Count how many different shapes you can find.



Kind

## Health and Wellbeing (ByAnn)



Make an exercise

spinner or an activity dice or cube. See link below to make. An adult writes on the cube different ways the children can move their bodies: run on the spot, hop on one foot, tiptoe etc. The dice/ cube are rolled and the children carry out each move. Other props can be used i.e. ball, hoop, and beanbag, depending on what families have access to.

<https://www.pinterest.co.uk/pin/531495193499408684/>

Confident

## Be Creative (by Laura)



Use recycled toilet roll tubes to decorate and design some cars. Use bottle tops for wheels and add people to drive the cars. Chalk a road on the path or in your garden to drive them along.

Engaged

## Be Independent (By Alix)



Learn how to make hand or foot dough.

Please look at the video on our You tube channel.

Understood

## Family Learning (By Katie)



### Family Thankful Tree

Throughout this difficult time when everything is so different and worrying, it would be nice to acknowledge all the good things in our lives that we're thankful for. A nice way of doing that is to make a thankful tree as a family.

What you will need

- A big piece of paper or card that you can draw your tree onto. (You could always sellotape a few pieces of paper together if you don't have a big piece.)
- More paper to draw around your hands
- Coloured pens, pencils or crayons to colour in your leaves and tree
- Scissors to cut out your leaves
- Blu tack, sellotape or glue to stick your leaves on.

First draw a tree onto your big piece of paper, you can cut it out if you want. You could even make the branches out of sticks that you find outside if you want to. Then everyone can draw around their hands and cut them out. You could colour them or decorate them however you would like. Once you've done that find somewhere to stick your tree. Then you can all think of things that you're thankful for and write them onto your hand leaves. Once you've done that all you need to do is stick your leaves onto your tree.

Understood



## Science (by Lillian)

### Germs

What you need:: 3 slices of white bread and 3 sandwich bags or cling film.

Step 1: take out 1 slice of bread and place it inside the sandwich bag and label "control".

Step 2:- play with your pet or in the garden. Take another slice of bread and place it inside a sandwich bag and label "dirty hands"

Step 3: wash your hands with soap, while singing the handy handwash song. Take another slice of bread and place it in a sandwich bag and label "clean hands".


Wait for a few days checking how much mould you can spot on each slice.



Engaged



## Be helpful (By Lauren)



## Being Helpful

Task:

- Ask children to help you to hang out the washing.
- Children can work together, passing each other pegs or holding an item for each other.

Aim:

- To encourage children to help with household chores.  
Benefits - Chores can help to:
  - Teach life skills and build a strong work ethic.
  - Encourage teamwork, being a productive member of the family and taking responsibility.
  - Build self esteem and confidence in own abilities.
  - Using pegs can help to build muscles in hands, developing fine motor skills which are needed for writing.

Nurtured



Why not look at our new **You Tube channel** Cuiken Nursery where you will find stories and craft ideas recorded from staff -

[https://www.youtube.com/channel/UCzVCZvG\\_9\\_nWqICW--svrOw](https://www.youtube.com/channel/UCzVCZvG_9_nWqICW--svrOw)

If you try any of our activities it would be lovely if you tweet us some pictures and we can reply.



# Cuiken Nursery Home Learning Grid - 20.4.20



Please draw a picture or draw a smiley face if you do any these tasks.

	Monday	Tuesday	Wednesday	Thursday	Friday	Saturday	Sunday
Tidy your toys							
Help set the Table							
Help to wash the dishes							
Help to tidy your room							



# Cuiken Nursery Home Learning Grid - 20.4.20

