

Literacy

- **RWI-** A sheet with RWI activities will be shared with you on Google Classroom. Have a look for the one that is for your group. If you usually go to Ms Burns or Miss Dolan during RWI, you should do the Life Cycle of a Butterfly Reading Comprehension.
- **Reading-** This week, we are going to carry on with our book study. You can find the questions/ activities at the bottom of this document. Some of you will have *George's Marvellous Medicine* and some of you will have *The Rainbow Fish*, please do the activities that are for your book.
- **Writing-** In your jotters or on a word document, write a short story about the picture below. If you do not feel confident writing it, you could draw your ideas and then tell the story to a grown up. Don't forget that a story has a beginning, middle and an end. Try to think of words that describe the animals in the picture. If you are writing, remember that a sentence starts with a capital letter and ends with a full stop.

Numeracy



MORNING SPARK

Using money to make different amounts...

Neutral

Earth

Live



Think of all the ways you can make 50p with coins.



Bright Spark Question:
Sarah pays for a candle in just 50p coins. If the candle costs £1.50, how many 50p's did she use?



Think of all the ways you can make £1 with coins.



Bright Spark Question:
How many 20p's would you need to pay for a drink that costs £1.20?



Think of all the ways you can make £5 with coins.




Bright Spark Question:
Declan pays for a pizza that costs £3.60 with a £5 note. What change will he get?

- Choose between Neutral, Earth and Live or challenge yourself to try two or more columns for this money activity. A larger version is available on Google Classroom. You will need to think about all the different coins. In the UK, we have 8 different coins, but remember that some of them will be too large for the Neutral and Earth columns.
- I have set a sumdog money challenge to go with our learning on money. Check it out to earn lots of coins!

Maths

- Are you beginning to feel more confident with compass directions? In your jotters, make a grid like in the picture below. In a few of the boxes add in some pictures (this could be of anything-tree, dog, tv etc). Ask a grownup to choose which box you will start on and which box you will finish on. You will then use your compass directions to explain how to reach your destination. Remember that you have to move around your obstacles.



- Log onto Education City and complete the tasks set for you.



ICT/RME

- Go onto BBC Dancemat using the link below. This website is great for helping you become more confident with typing. There are different levels. Start with the one you feel you would be able to do.
<https://www.bbc.co.uk/bitesize/topics/zf2f9j6/articles/z3c6tfr>
- Last week, we learned a little bit about Ramadan. Have a look at this video which explains what Ramadan is. Write down or tell someone at home 5 facts you have learned from the video.
<https://www.bbc.co.uk/bitesize/clips/zm3b87h>

French

- Who has played hopscotch before? In France, it is called La Marelle. In the video below, you can find out how to play the game just like they would in France. You will need to use your knowledge of numbers to 10 in French. If you are not sure, I have attached a link to help you remember them. Give it a try!
La Marelle instructions-
<https://www.youtube.com/watch?v=6YggXRLrc>
Numbers to 10-
<https://www.youtube.com/watch?v=3D-2fTVbukU>
- How did you get on with the French colours activity? I hope you all managed to create lovely rainbows. This week, your challenge is to go on a colour scavenger hunt. Split a page in your jotter into boxes. In each box, put a colour as a heading (orange, rouge, jaune, vert, bleu, rose, marron, blanc, noir and violet). Every time you find something that is the colour in one

IDL

- Have you ever given your shadow much thought? On a sunny or bright day when you can see your shadow clearly, ask someone from your house to draw round your shadow every couple of hours from morning to evening. You will need to stand in the same place each time. You could use chalk or find a stone with which to draw around it. What do you notice about your shadow? What do you think is happening? Note your findings in your jotter or share what you have discovered on Google Classroom.
- Below are four words which need to be put in the correct sentence. Do you think you could work this out with your knowledge of plants?

ROOTS STEM LEAVES FLOWER

1. The _____ makes seed to make a new flower grow.
2. The _____ sit in the sunshine, and



Cuiken Primary Home Learning Grid - P3



	<p>of your boxes, write it down or draw a picture of it in the box. You could do a scavenger hunt indoors and one outdoors. Which location do you think will be easier to find something of each colour?</p>	<p>make food for the plant.</p> <p>3. The _____ is like a straw. It moves water around the plant. It is long and the flower and leaves hang from it.</p> <p>4. The _____ take in water and food from the soil. They also help the flower to stand up still.</p> <p>Now draw a picture of a flower, showing the roots, stem, leaves and flower. Remember to label it.</p>
<p>Family Learning</p> <ul style="list-style-type: none"> Lately, our communities have been really trying to be kind and make people smile. Why don't you and your family find some stones and decorate them with pens/paints/glitter/whatever you have, and write kind messages on them (you could write our school rules on them!). Once you have done this, whilst on a walk, you could leave them around town for people to find. I know if I found one it would really make me smile! Each evening, share with people in your house what your favourite thing has been about the day. Ask them what their favourite thing has been too. If you would like to, you could write this down or draw a picture about it. The important thing though is to share something positive with each other. 	<p>Health and Wellbeing</p> <ul style="list-style-type: none"> In the link below, you will find instructions for how to play a game called Battleships. You will need a bit of space for this, but you could play this inside or outside. It looks like a lot of fun. Ask someone in your house to play with you. I think they will enjoy it too! https://www.youtube.com/watch?v=ltZDzIEeP_4&list=PLnwoPgo24bhmqV8Y76iXnwYw9T9AlxbqJ&index=4&t=0s Every day, use the zones of regulation to see how people in your house are feeling (you might need to train them up a bit first!). Explain to them that we all feel lots of different emotions every day and that there are no negative emotions. Sometimes we are in the green zone because we feel happy, sometimes we are in the blue zone because we are feeling sleepy, sometimes we are in the yellow zone 	<p>Expressive Arts</p> <ul style="list-style-type: none"> I really hope someone shares their progress with the music lessons this week on Twitter or Google Classroom! I have just tried it myself and it is all beginning to come together. It's quick, but I am sure you will all get the hang of it. Here is the next video for this music exercise. As always, try not to skip onto the next video as we will do that the following week. https://www.youtube.com/watch?v=pC7TfQaOTts Kandinsky, the artist we have been learning about, said he saw colours when he heard different sounds and music. For example, when he heard a trumpet, it made him think of the colour scarlet (a kind of red). Try drawing when listening to different types of music. Listen to your favourite songs and draw anything you think of in whatever colours you think suit it. Then try listening to other types of music e.g. classical, a sad song etc. Do you notice a difference? Why







Cuiken Primary Home Learning Grid - P3

because we are feeling a bit silly and sometimes we are in the red zone because we feel angry. We know though that we all feel every one of these feelings and that is ok. We can always find our way back to being in the green zone.

do you think you chose those colours? Share your thoughts with someone in your house.

The Zones of Regulation

			
Blue Zone	Green Zone	Yellow Zone	Red Zone
sad moving slowly sick tired bored	happy calm feeling ok focused ready to learn	frustrated worried silly/wiggly excited loss of some control	mad/angry terrified yelling/hitting elated out of control

Complete each activity on the grid - these can be completed in Green Jotter you were given.

The Rainbow Fish

Reading Comprehension.








Tick the right box:

Where did the Rainbow Fish live?	<input type="checkbox"/> The Sea <input type="checkbox"/> A pond
What color were the Rainbow fish's sparkling scales?	<input type="checkbox"/> Gold <input type="checkbox"/> Silver
What color was the little fish that followed Rainbow fish?	<input type="checkbox"/> Yellow <input type="checkbox"/> Blue
How many shiny scales did the Rainbow fish have?	<input type="checkbox"/> One <input type="checkbox"/> Three <input type="checkbox"/> Many
Who lived in the deep cave?	<input type="checkbox"/> The big brown fish <input type="checkbox"/> The wise Octopus
How did giving some of his shiny scales away make the Rainbow Fish feel...	<input type="checkbox"/> Happy <input type="checkbox"/> Angry <input type="checkbox"/> Sad
How many shiny scales did the Rainbow Fish have left at the end of the story?	<input type="checkbox"/> Ten <input type="checkbox"/> One
Did the Rainbow Fish have more friends at the end of the story than he did at the start?	<input type="checkbox"/> Yes <input type="checkbox"/> No

Chapter 2 - The Marvellous Plan

Place a noun from the box below in each space.

George sat himself down at the . He was shaking a little. Oh, how he hated . He really hated that horrid old witchy woman. He had a tremendous urge to do something about her, something whopping. A sort of . He may have only been eight, but he was a brave little boy. He wanted to put a banger under her chair. He wanted to put a long green down the back of her dress.

				
Firework	Grandma	table	Snake	Explosion

He would have liked to put six big black in the room with her. But he didn't have these things. As George sat pondering this interesting problem he saw something he did have, Grandma's brown . Grandma took this medicine four times every . It didn't do her the slightest bit of good. She was always just as horrid after she'd had it as she'd been before. So-ho thought . I know exactly what I'll do. "I'll make her a new medicine that is so strong. It might cure her completely or blow off the top of her head. I'll make her a magic medicine that no in the world has ever made before."

				
Day	rats	medicine	Doctor	George