



Cuiken Primary Home Learning Grid - P3



Literacy	Numeracy	Maths
<ul style="list-style-type: none">• RWI- A sheet with RWI activities will be shared with you on Google Classroom. Have a look for the one that is for your group. If you usually go to Ms Burns or Miss Dolan during RWI, you should do the comprehension paper on Microhabitats.• Literacy- Reading <p>Rainbow Fish – Draw your own Rainbow Fish in your jotter. Colour it using bright colours and include some shiny scales if you can. In the story the Rainbow Fish shares his scales. Imagine you are the Rainbow Fish and write the names of the people you would share your scales with around your drawing. Tell an adult why you would share your scales with these people.</p> <p>Georges Marvellous Medicine - Chapter 3 George Begins to Make the Medicine - Either read this chapter independently, or with an adult or listen to it using this link https://www.youtube.com/watch?v=63RI-UspWdYhttps://www.youtube.com/watch?v=63RI-UspWdY. Once you have done, this write a list of the ingredients you would put into your potion for Grandma. You can do this in your jotter or in a word document. Try to make it really disgusting!!! If you can, write next to some of the ingredients what you want it to do to her e.g. A tube of toothpaste to clean</p>	<ul style="list-style-type: none">• Here is the Daily Rigour Calendar for May. Try and answer as many as you can, but remember, you do not need to do them all as some will be a bit tricky. This is a fun challenge to try! You should look at 1st level. There is another sumdog challenge for you to try to complete this week, so it might be good to go onto that to get your brain warmed up before trying this sheet. https://www.cdmasterworks.co.uk/e-s-o-s/• At the bottom of our grid, we have given you another Neutral, Earth and Live Challenge. Choose which column you would most like to do (however, you can do all three if you want to challenge yourself!). This time it is all about adding and subtracting.	<ul style="list-style-type: none">• Maths - Symmetry - An object is symmetrical when one half is a mirror image of the other half. In class we created symmetrical butterflies. Use the link below to learn the Symmetry Song and play the Symmetry Matching and Sorting Games. https://www.topmarks.co.uk/maths-games/7-11-years/shape-position-and-movement Have a go at drawing the other side of the frog on the attached sheet. Use the squares on the paper to help you.• Log onto Education City and complete the tasks set for you.



Cuiken Primary Home Learning Grid - P3



<p>her yellow teeth. A tin of baked beans to give her wind. A tin of dog meat to make her bark. Remember to post you work on Google Classroom for us to see.</p> <p>Grammar - Adjectives An adjective is a describing word. We have been trying to make our writing more interesting to read by using adjectives to describe things. Either copy the sentences at the bottom of the grid into your jotter or type them into a word document and use the words in the box to complete the sentences. You can also challenge yourself by thinking of your own adjectives to complete the sentences.</p> <p>When writing things in your jotter, remember to use a capital letter at the beginning of your sentences and a full stop at the end!</p>		
<p>ICT/RME</p> <ul style="list-style-type: none">• Computer code is a set of rules or instructions. It is made up of words and numbers and when you put them in the right order it will tell your computer what you want it to do. You can program lots of things with code. Use this link to find out more about coding. https://www.bbc.co.uk/bitesize/subjects/zst3d2p	<p>French</p> <ul style="list-style-type: none">• Listen to the song in this video. It will teach you how to say the days of the week in French. If it goes a bit fast and you want to hear it slower, click the settings button and change the playback speed to 0.5. Once you have listened to it, draw a picture of your favourite day of the week. Write the French day at the bottom of the page.	<p>IDL</p> <ul style="list-style-type: none">• We have learned a bit about our amazing bodies and what they can do during our PE lessons and thought it would be good for us to learn more. Use this link to watch a short film about the parts of the human body and then take the 2 quizzes - Label the parts of the body and What are the parts of the human body? https://www.bbc.co.uk/bitesize/subjects



Cuiken Primary Home Learning Grid - P3



<p>Watch the short video What is Code then play the game Does not Compute. This game can take a little bit of time to load. Challenge yourself to complete all the levels.</p> <ul style="list-style-type: none"> The PDSA are a charity that helps all sorts of animals get better if they are sick. Can you draw a poster in your jotter asking people to donate (give) any spare money they have to help them? Make sure it is colourful and has their name on it (PDSA) and it says somewhere on the poster what it does. 	<p>https://www.youtube.com/watch?v=xVHzu60QVKI</p> <ul style="list-style-type: none"> Follow the link below to access a free French lesson. Tune in every Thursday at 11.30am to see Ann Robertson (Midlothian and East Lothian's 1+2 Language Coordinator) giving a lesson. https://youtu.be/6cKQ3sVmKVM 	<p>/zq26n39</p> <ul style="list-style-type: none"> Draw a picture of yourself in your jotter and label as many part of your body as you can. Remember to include your fingers, toes, elbows and all the parts of your face.
<p>Family Learning</p> <ul style="list-style-type: none"> Have a go at the daily daft challenge with your family. This is a challenge set by a Scottish teacher. I am sure you will all have lots of fun trying it out. https://www.youtube.com/watch?v=F59lu1TNoAM As a family, have a go at creating something together in the kitchen (preferably something to eat or drink and not a mess!). This could be making smoothies, baking, cooking dinner together. Share what you have been up to with us on Google Classroom or Twitter. 	<p>Health and Wellbeing</p> <ul style="list-style-type: none"> Your task this week is to throw and catch with a twist! How many times can you throw and catch an object without dropping it? If this gets too easy can you try and throw your object, clap your hands and manage to catch it again before it drops?! This could be a ball, bean bag, a shoe! Anything you can find, keep a record of your score and let us know via Twitter! Good Luck, Lauren from BOX Fitness :) When you are making a cake you need to have a list of all the ingredients you need to make it. Can you list four or five ingredients that you think you would need to make a happy classroom? You can draw them if you would prefer to do that. 	<p>Expressive Arts</p> <ul style="list-style-type: none"> I think by now you will all be getting confident with these body patterns. We have added the next pattern for you to have a go at. Again, it is more challenging, but I am sure you will be able to do it! https://www.youtube.com/watch?v=jQxYQLOJUBg More so than ever at the moment, our key workers like doctors, shop workers, carers, Royal Mail workers, bin men and women, nurses, police, armed forces, firefighters, and so many more people are the country's heroes. Have a think about who your hero is. What is it that they do that makes you think they are a hero? Your hero can be anyone. They do



Cuiken Primary Home Learning Grid - P3



		<p>not need to be a key worker like in the list above. In your jotter, design a hero outfit that they could wear. If your hero usually wears a uniform, what changes could you make to make them feel special, but still comfortable and able to do what they do. If they don't, try and design an outfit which will show the world that they are your hero.</p>
--	--	--

Complete each activity on the grid - these can be completed in Green Jotter you were given.






Cuiken Primary Home Learning Grid - P3



MORNING SPARK

Add and Subtract up to 2 Digit Numbers...

Neutral	Earth	Live
$3 + 5 =$	$10 + 1 =$	$14 + 6 =$
$8 - 4 =$	$15 - 4 =$	$23 - 5 =$
$8 + 1 =$	$18 + 5 =$	$48 + 7 =$
$10 - 5 =$	$24 - 6 =$	$24 - 14 =$
$12 + 8 =$	$38 + 12 =$	$74 + 15 =$
$29 - 3 =$	$43 - 22 =$	$66 - 33 =$
 <u>Bright Spark Question:</u> A t-shirt which was originally £16 is now £4 cheaper. What is the new price?	 <u>Bright Spark Question:</u> Rebecca's Mum is 45. Rebecca is 5 years old. What is the difference in age?	 <u>Bright Spark Question:</u> A pencil costs 24p. A pen costs 30p. How much would 2 pens and 1 pencil cost all together?



Cuiken Primary Home Learning Grid - P3



Adjectives

We have looked at how using adjectives to describe things in your writing makes it more interesting to read. Use the adjectives in the box to complete the sentences and write them in your jotter.

Challenge: Instead of using the adjectives I have given you, think of an appropriate adjective yourself and complete the sentences.

If you can, post your work on *Google Classroom* for me to see.

1. The _____ dog was barking noisily in the garden.
2. The boy got a new _____ car for his birthday.
3. Outside a _____ snail moved slowly across the path.
4. The _____ children played in the paddling pool.
5. The _____ girl was reading her book in the garden.

* I have given more words than you need to give you a choice!

tall	black	long
wet	slimy	smart
red	happy	small