



P5/6 Cuiken Primary Home Learning Grid



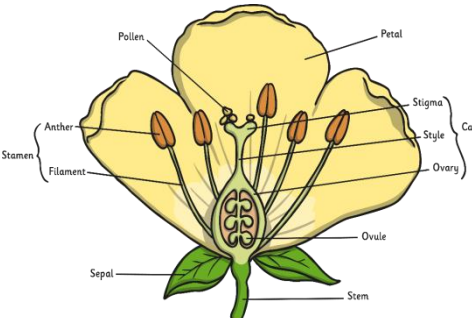
Literacy	Numeracy	Maths
<p>Grammar P-51 Mustangs: Refer to Education City, and have a go at the task set on direct speech Hurricanes: Refer to Education City, and have a go at the task set on direct speech. Spitfires - Refer to Education City, and have a go at the task set on direct speech. Boeing B-17s: Refer to Education City, and have a go at the task set on direct speech.</p> <p>AR Keep going with your personal reading and completing AR quizzes where you can!</p> <p>Novel Study - Charlotte's Web</p> <p>Read or have someone read to you chapters five and six of Charlotte's Web.</p> <p>Answer the following guided reading questions, remember to answer in sentences.</p> <ol style="list-style-type: none"> Why does Wilbur struggle to sleep? How do you think Wilbur feels when he realises Charlotte is a spider? What does the dialogue tell us about the characters? Why does Wilbur call Charlotte 'bloodthirsty'? How does EB White create the feeling of summer in chapter 6? Can you think of any other stories about friendship? 	<p>Education City - Negative Numbers</p> <p>Log onto Education City and have a go at the activities set for your Math/Numeracy group. These tasks will be available from Monday 11th May.</p> <p>Negative Numbers - use the number line below to help you</p> <p>Mild: Create your own negative number number line using the number line under at the bottom of the grid to help you.</p> <p>Challenge: Mild: up to positive 15 down to -15 Medium: up to positive 20 down to -20 Hot: up to positive 25 down to -25 Sizzling: positive 30 down to -30</p> <p>Medium: Use the number line.</p> <ol style="list-style-type: none"> Start at 3, count back 5, write the number you reach. Start at 2, count back 6, write the number you reach. Start at 5, count back 7, write the number you reach. Start at 4, count back 9, write the number you reach. Calculate by counting backwards: 4-6= 3-7= 5-6= Jake wants to buy a t-shirt for £7. He has £3. He borrows the rest from his dad. How much does Jake owe his dad? Start at -2, count back 3, write the number you reach. <p>Hot: All of the above, plus</p> <ol style="list-style-type: none"> Start at 4, count back 8, write the number you reach. Start at 2, count back 9, write the number you reach. Start at 10, count back 12, write the number you reach. Start at 1, count back 10, write the number you reach. Calculate by counting backwards. 	<p>Temperature</p> <p>Do you have a thermometer in your house? Check the temperature of everyone that you live with. You could even ask family members you don't live with to take their own temperature and let you know, so you can include that also. Draw out a simple table to keep note of everyone's temperature. Read and write the temperature down correctly, using the correct units.</p> <p>Take this information and display your findings in a bar graph.</p> <p>Success Criteria</p> <ul style="list-style-type: none"> - Include a title (This is normally a question - what are we trying to find out?) - Label my axis - Evenly space my numbers along the y axis - Use a ruler to draw the bars <p>Who had the highest temperature? Who has the lowest temperature?</p> <p>Challenge: Share your findings on Google Classroom.</p>



P5/6 Cuiken Primary Home Learning Grid



<p><u>Song of Summer</u> Chapter 6 paints a glorious picture of a childhood summer. Write a haiku poem to describe your own perfect summer. Use your sense to create a picture poem.</p> <p>A haiku poem is a short poem of three lines, the lines follow the pattern of syllables; 5-7-5.</p> <p><u>Challenge: Original Openers</u> Find 6 fantastic openers and use them to start sentences of your own e.g. A breeze brought him the smell of clover...</p>	<p>2-7= 12-17= 14-16= 3. Calculate by counting backwards. -2 - 7= -5 - 12= -10 - 8=</p> <p><u>Sizzling:</u> All of the above, plus</p> <p>1. Arrange these numbers in order, starting with the largest. -6 5 -1 -4 3</p> <p>2. This number line runs from -10 to 10. Four arrows point to whole numbers. Write the numbers the arrows point to.</p> <p style="text-align: center;">a) b) c) d)</p> <div style="text-align: center;"> </div> <p>3. Calculate: 3-12= 5-20= 12-20= -5 - 9= -12 - 12=</p>	<p><u>Sumdog</u></p> <p>Data handling, metric units, number and multiplication challenge. Answer the 100 questions set to receive 100 coins.</p> <p><u>Challenge:</u> Can you complete a SumDog session without getting any questions wrong!</p>
<p style="text-align: center;">ICT</p> <p><u>Google Classroom</u></p> <p>This one is definitely a challenge; I am new to Google Classroom too. Using Google classroom, every Monday, Wednesday and Friday can you share what zone of regulation you are in.</p>	<p style="text-align: center;">Exercise</p> <p><u>Joe Wicks</u> If you have access to youtube complete Joe Wicks PE lesson everyday. (Live on youtube 9:00-9:30).</p> <p><u>Challenge:</u> On Monday, count how many push ups you can do in a minute, ask an adult to help time you. Then repeat again on Friday, have you improved?</p>	<p style="text-align: center;">IDL</p> <p><u>STEM - LEGO challenge</u> Build the tallest building you can out of all your LEGO bricks. Make sure it can stand up on its own.</p> <p><u>Challenge:</u> Share your completed tower on either twitter or Google classroom.</p>

<p><u>Computer Science</u> <i>What are the main parts of a computer?</i> Before we finished up, Maurad was teaching us all about codes, algorithms and bugs. Our next step is to learn about the main parts of a computer. Read, listen and play the games to learn about all the different parts of a computer, by following the link below. https://www.bbc.co.uk/bitesize/topics/zvsc7ty/articles/z9myvcw Followed by learning about the history of computers. https://www.bbc.co.uk/bitesize/topics/zvsc7ty/articles/ztrq7ty</p> <p>Challenge: Can you create a time line using the information to display how computers have changed?</p>	<p><u>Kinaesthetic Awareness</u> Can you do three full turn (360*) jumps on the spot, at the same speed and landing with control (no falling)?</p> <p>Challenge: Challenge a grown up at home to have a go too. Can you both give feedback as how best to improve?</p> <p><u>Box Fitness</u> Hi P5/6, Lauren here! Your task this week is for you to make your own Joe Wicks class! This must include at least 5 different moves/stretches and at least 2 of them need to include a jump! Remember and share your photos on twitter and I'll be looking out for them! :)</p>	<p><u>Fantastic Flowers</u> By the end of this task I hope that you can name all the different parts of a flower.</p> <p><u>What is a Flower?</u> The flower's job is to create seeds so that new plants can be grown. Flowers are made up of lots of parts that work together to make seeds.</p>  <p>Task: Go outside and find a daffodil or lily flower and using the mat below, carefully dissect the flower.</p> <p>Remember to be careful when handling flowers and to wash your hands. Use the diagram to help you (I will post a larger copy on Google Classroom).</p>
<p style="text-align: center;">Family Learning</p> <p><u>Tik-tok DANCES</u> You don't need the Tik-tok app to bust some shapes to your favourite song. Create a dance to go with your favourite tunes.</p>	<p style="text-align: center;">Health and wellbeing</p> <p><u>Keep being you, you are amazing</u> Remember to keep doing things you love during the week!</p> <p><u>Building Resilience</u></p>	<p style="text-align: center;">Expressive Arts and 1+2 Languages</p> <p><u>Art Observational Drawing</u> Now that the sun has started shining new spring flowers are sprouting outside. Get out and observe</p>



P5/6 Cuiken Primary Home Learning Grid



Challenge: Can you get an adult to film you and share on Twitter? Have fun!

Days of the year calendar challenge - complete as many as you would like

Monday 11th May - Eat What You Want Day
Plan a meal of your choice.

Tuesday 12th May - Limerick Day
Come up with your own limerick poem.

Wednesday 13th May - Numeracy Day
Practice your numeracy skills.

Thursday 14th May - Chicken Dance Day
Learn the chicken dance.

Friday 15th May - Shades Day
Wear your favourite shades.

Saturday 16th May - Drawing Day
Be creative and draw a picture.

Sunday 17th May - World Baking Day
Bake something yummy!

This is a quote from Emma Watson of Harry Potter fame:

'I'm going to be who I really am. I'm going to figure out what that is'

It takes time to find out the person you are or will become. One of the ways to do this is to try/learn new things, to do things that you think you can't do. (My cousin used to go to classes every summer holidays to learn how to cook dishes from different countries throughout the world, so one year it could be Chinese, the next it could be Spanish).

Can you think of anything you might like to try when you are able to; it could be anything from reading a different type of book than you would normally read to doing something that you were maybe a bit nervous of doing before, or something that's maybe a bit different you would like to try.

Zones of Regulation

Can you share with your Grownups at home about the Zones of Regulation - can you explain the 4 different zones and what each means.

something beautiful like a new flower and see if you can sketch it and then use colour to bring it to life.

Challenge: Can you share your picture either on Google classroom or on twitter?

1+2 Languages

Learn a language





Follow the link below to access fairytale stories in French. Choose a story of your choice, listen to the story and use the translate option to help you follow along with the story.

<https://www.thefablecottage.com/french>

Follow the link below to access a free French lesson. Tune in every Thursday at 11.30am to see Ann Robertson (Midlothian and East Lothian's 1+2 Language Coordinator) giving a lesson.

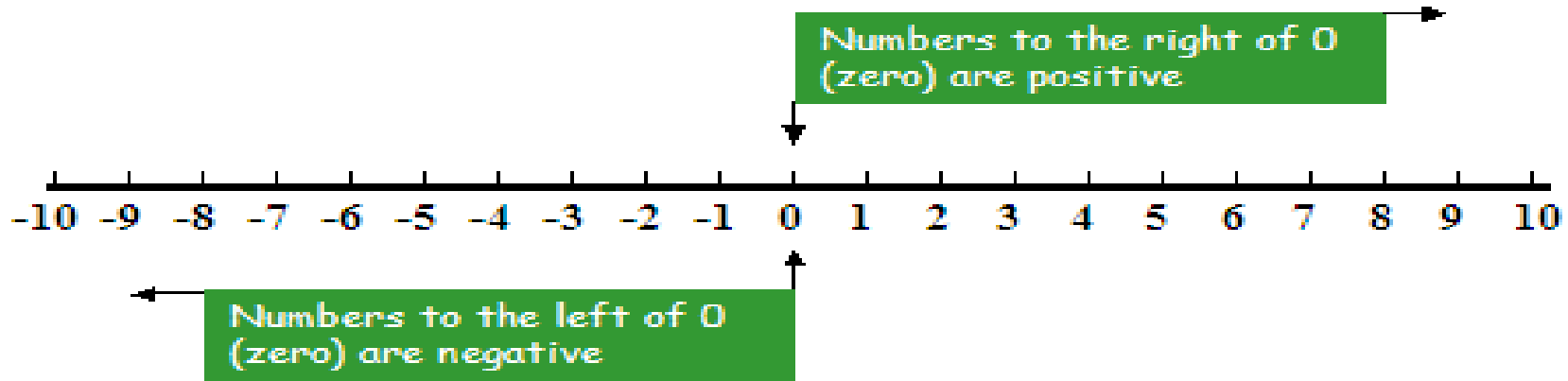
<https://www.youtube.com/channel/UCO4YR8hhRveNhvZrz9xptDQ>

P5/6 Cuiken Primary Home Learning Grid

The Zones of Regulation			
			
Blue Zone	Green Zone	Yellow Zone	Red Zone
sad sick tired	moving slowly bored	happy calm feeling ok focused ready to learn	frustrated worried silly/wiggly excited loss of some control
			mad/angry terrified yelling/hitting elated out of control



P5/6 Cuiken Primary Home Learning Grid



Bar Graph

A bar graph clearly displays results and information.

The number of items is shown on the y axis, which is vertical.

Favourite Colour	Number of Students
red	22
blue	15
green	11
black	4
pink	7

Types of items are shown on the x axis, which is horizontal.

ink saving Eco


twinkl



P5/6 Cuiken Primary Home Learning Grid



Flower Dissection Mat



Separate your flower into its different parts, then place each part under the correct heading.

Petal	Stamen	Anther
	Stigma	Style
	Ovary	Filament