



P6/7 Cuiken Primary Home Learning Grid



Literacy	Numeracy	Maths
<p>1. Writing task See the IDL post first and watch the clip. The poem is written using rhyming couplets - two lines of a poem that are the same length. The last word in both lines rhymes too- for example- We filled the sea with plastic, because our waste was never capped, until each day when we went fishing you'd pull them out already wrapped, Your writing task is to write a poem about something of your choice: it might be about our lockdown, your pet or hobby you love, You can make it as lengthy as you like. If you want to challenge yourself ensure there are rhyming couplets in your poem, Remember challenge is good! Or you could try an acrostic poem with the title of the poem down the side and starting each line with the beginning letter.</p> <p>2. Read chapters 8- end of 13 of our novel, Holes and answer five of the following questions.</p> <p>*We find that Stanley has been given a nickname. What is his nickname and how do you think he feels having been given one by the other boys?</p> <p>*What does Stanley find first whilst digging?</p> <p>* The boys are told 'You'll be surprised what you can accomplish if you put your mind to it.' Tell me of a time you accomplished something that either surprised you or you worked hard to do.</p>	<p>1. All groups - You loved doing 'Countdown' in class. So have a go at these - remember you can only use the number once but you can add, subtract, multiply and divide to reach the target number. You could try it against a parent or sibling too.</p> <p>75, 6, 10, 2, 6, 10 and the target is 570 100, 7, 7, 4, 9, 6 and the target is 916 75, 4 7, 5, 9 ,3 and the target is 490 25, 6, 10 , 5, 7, 5 and the target is 536 50, 5, 8, 5, 6, 6, and the target is 532</p> <p>or you could try these -</p> <p>5, 3. 6, 7, 2, 3 and the target is 16 6, 3. 4. 10. 1, 2 and the target is 19 7, 3, 1, 1, 5, 5, and the target 24 7, 4, 8, 9, 10, 2, and the target is 22 1, 1, 3, 4, 6, 10, and the target it 20</p> <p>If you really are looking for the ultimate challenge, try all of the above and see if you can find more than one way of reaching the target. 😊</p> <p>2. Lets now recap multiplying numbers by 10 and a 100 and even 1000</p> <p>https://www.bbc.co.uk/bitesize/topics/z36tyrd/articles/z2fkwx</p> <p>When you multiply by 1 the answer stays the same. $21 \times 1 = 21$ When you multiply by 10, move all the digits one place to the left, putting a zero in the empty space. $21 \times 10 = 210$ When you multiply by 100, move all the digits two places to the left, putting a zero in the both empty spaces. $21 \times 100 = 2100$ When you multiply by 1000, move all the digits three places to the left, putting a zero in the three empty places. When we move the numbers we are moving them a place value so when we multiplying by 10 this is what happens - 2 tens become 2 hundreds and you add a zero 2 hundreds become 2 thousands and you add a zero</p> <p>When we multiply by 10 we are moving all the numbers up a place value and adding in a zero. By 100 it is 2 place values and by 1000, 3</p>	<p>1. At the moment I am watching a bit more TV than usual. Use the times noted below and work out when each programme finished.</p> <p>Eastenders - start at 7.30pm and lasts 30 mins Emmerdale - starts at 7 pm and lasts an hour Indiana Jones and the Last Crusade - starts at 2.30pm lasts 2hours and 15 mins Horrible Histories - starts at 5.15pm and lasts for 30 mins Blue Peter - starts at 5.05 pm and lasts for 40 mins. Antiques Roadshow - starts at 4.20 and lasts for 45 mins. The News starts at 6.05 and last for 30 mins. Neighbours starts at 1.45 and last for 25 mins. Home and away starts at 2.15 and lasts for 25 mins. Stark Trek: The Voyage Home starts at 7.10 and last for 1hour and 45 mins.</p> <p>Challenge can you tell me what time they ended in 24 hour clock too?</p> <p>2. We looked at symmetry in shape previously. Go on to Google Classroom and print or draw in your book what the whole shapes would look like if they were complete. Remember being symmetrical means that one side is the mirror image of the other and if we were fold them together they would match exactly. To make them exact count the squares to help you.</p>



P6/7 Cuiken Primary Home Learning Grid



* Me Pedanski says 'You're all special in your own way, You've all got something to offer.' How do you feel about Mr Pendanski and why? How does this compare to Mr Sir?

* Describe the boys' recreation room.

* What does Stanley find next? It has the initials KB. Who do you think this is and what do you think the item is part of?

* Stanley gives the item that is found to X-Ray but says to leave telling the others till the following day. Why?

* As the boys wait for water X-Ray says Stanley can go in front of Zero. Why do you think he does this?

If you want to challenge yourself and Aim High' complete all the questions fully.

3. Spell Each spelling group should use the words below and SACAWAC (say, cover, write and check) three times then write a sentence for each word using the correct punctuation. Remember to use cursive handwriting. All spelling words are underlined.

Giraffes -_words ending in 'ent' and 'ence'

patient, silent, dependent, confident,
magnificent.

To change them into nouns, we can just change -ent to -ence. Very straightforward - like this:

patient patience
silent silence
dependent dependence

place values. This works exactly the same with decimals so -
 $6.3 \times 10 = 63$ - The six ones become six tens, three tenths become three ones. Then you place your decimal point and add a zero. 63.0 which is the same as 63. Do which set you feel is a challenge but you can do. You could do task 1a, but you might want to try 1b too.

1. Multiply these numbers by 10:

a 9, 23, 5, 65, 345, 564, 393, 4985, 9000

and these b 2.1, 3.6, 4.5, 6.3, 7.6, 9.16, 3.15

2. Multiply the same numbers by 100

3 Multiply the same numbers by 1000.

If you want to challenge yourself try all of the above. Good luck!



P6/7 Cuiken Primary Home Learning Grid



confident confidence
magnificent magnificence

Tigers - _ words that all end in 'ous' -
curious, serious, anxious, hideous,
obvious

We can also add **-ous** as a suffix to these
root words:

mountain mountainous
danger dangerous
courage courageous
outrage outrageous

We can add **-ous** as a suffix to these root
words, too: humour, glamour, vigour but we
do have to **swap** the **our** for **or** before
adding the suffix **-ous** - like this:

humour humorous
glamour glamorous
vigour vigorous

Lions- words with a but sounds o
call, fall, hall, wall, small, football, also,
almost, always, already



P6/7 Cuiken Primary Home Learning Grid



<p style="text-align: center;">ICT/ RME</p> <p>1. Last week you made a new sprite and moved it. You should go to this website http://scratch.mit.edu/signup/nrexvxnj and use the password and username that you were to set up yourself last week. This weeks challenge is to make your sprite talk.</p> <p>2. You got your sprite to move last week - this week can you make it move forwards and backwards. Play around with it and have fun.</p>	<p style="text-align: center;">French</p> <p>Have a look at the Google slides presentation on your Google classroom (this will teach you how to pronounce the vocabulary we will be using). Please take notes so that you get the spelling correct. Once you have done this, create a map in your jotter of Penicuik (or a place of your choosing) and label the places in town using the French vocabulary you have just read on Google Slides. Your heading at the top of the page should be 'Dans ma ville, il y a...'</p> <p>https://docs.google.com/presentation/d/1CBJnktS68Yy-6qRmQx1Qmcjet5ajKsW4hffn5uN5PzA/edit?usp=sharing If you are not using Google Classroom, follow this link to hear and see the vocabulary.</p> <p>Miss Duncan</p> <p>Activity 2- here is the link to Ann Robertson's French lesson on Thursday https://www.youtube.com/watch?v=HLmkMmTTvME</p>	<p style="text-align: center;">Expressive Arts</p> <p>1. You will remember we drew some impressive polar bears and lions. In our novel, Holes we know that there are rattlesnakes in Texas, where the book is set. Have a go at drawing one now. Look at this step to step to help. https://www.youtube.com/watch?v=Q1eDJ9EoVQY I would love to see some so please tweet them or put a picture up on Google Classroom.</p> <p>2. Have a look at this clip - they are talking about one of my favourite pieces of music- Peter and the Wolf, which tells a story about a boy named Peter, his grandfather and lots of different animals. Each animal is played by a different instrument or section of the orchestra. You'll hear the instrument I used to play, the oboe. Play the clip and see if you could make a cartoon as is suggested https://www.youtube.com/watch?v=-nMHafSzQio Have fun!</p>
<p style="text-align: center;">Family Learning</p> <p>1. Challenge your family to a game of 'Countdown'. You will need to teach them the rules. Go to https://nrich.maths.org/6499 I hope you win!</p> <p>2. The Hunter and Lass competitions are now running. You can dress up the house or garden with bunting, ribbon etc - judging will take place on Tuesday 26th May and you will need to email your address to the address below. Or you might want to take part in the Hunter and Lass Talent Show</p>	<p style="text-align: center;">Health and Wellbeing/ Exercise</p> <p>11. Hi P6/7, your task this week is to choose any sport and make a fun game related to this to practise! This game has got to have at least 3 main rules and must be something to do with your chosen sport. Remember and post pictures on twitter and I'll be looking out for them! Good Luck, Lauren ☺</p> <p>2. Direction - Thinking about school and your return, whether it be High School or back to Primary; Can you think of 2 goals you would want to make and achieve which are specific to school?</p>	<p style="text-align: center;">IDL</p> <p>11 This is a poem by British poet Tomos Roberts. Watch here. - https://www.youtube.com/watch?v=Nw5KQMXDiM4 This is a clever poem about Corona virus and the effects on people and nature around the world, and how it may have caused us to think about what is important in life. Listen to it, maybe numerous times and then write a paragraph in your jotter about what you think he is trying to say. Before you start your writing find out what 'hindsight' is and '20/20' - it fits in beautifully with the year we are in. Pay</p>



P6/7 Cuiken Primary Home Learning Grid



by sending a video audition to the email address below (remember to email your class year group). Or You could compete in the Hunter and Lass drawing competition, where you can draw a scene from the usual Hunter and Lass activities (although they have said it can be everything and anything). Both need to be completed and sent to the email below by 24th May.

Any entries should be sent to ...

penicuihunterandlass@hotmail.com

particular attention to the lines :

'A world of waste and wonder'

You could get everything you dreamed of in a day and in a click,

Children's eyes grew squarer,

We'd forgotten how to run,

We filled the sea with plastic, because our waste was never capped, until each day when we went fishing you'd pull them out already wrapped,

With the skies less full of voyagers, the Earth began to breathe and the beaches bore more wildlife, that scuttled into the seas.

2. Nature really has flourished whilst we have all been mainly indoors. Have a look at this clip - https://www.youtube.com/watch?v=7n_R6r2VNwQ

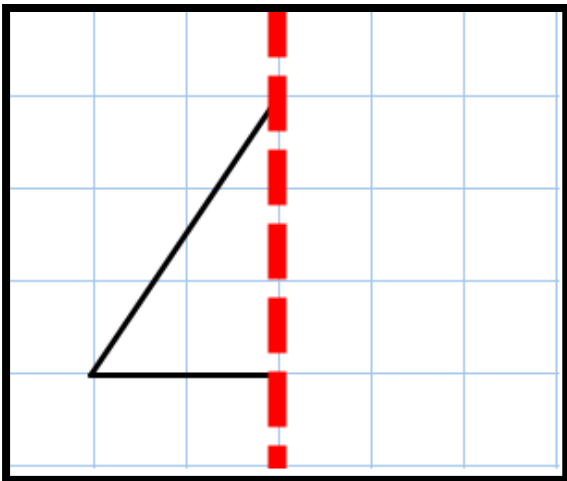
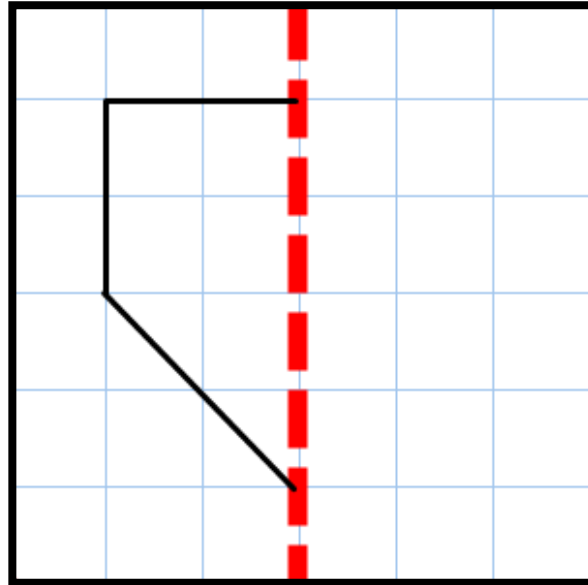
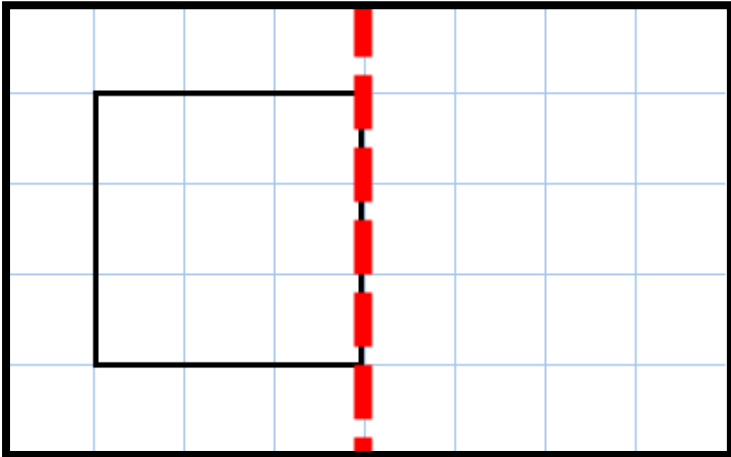
I have certainly been more aware of nature and have seen lots of bees, butterflies and deer along the Old Railway. You know about the life cycles of animals and plants and about food webs. Then think about our British wildlife such as insects, birds, hedgehogs, rabbits, foxes etc. With fewer cars, people and planes around what benefits do you think there will be to animal and plant life and can you think of any differences that these changes might make to the food chain? Write it down in your green jotter.



P6/7 Cuiken Primary Home Learning Grid

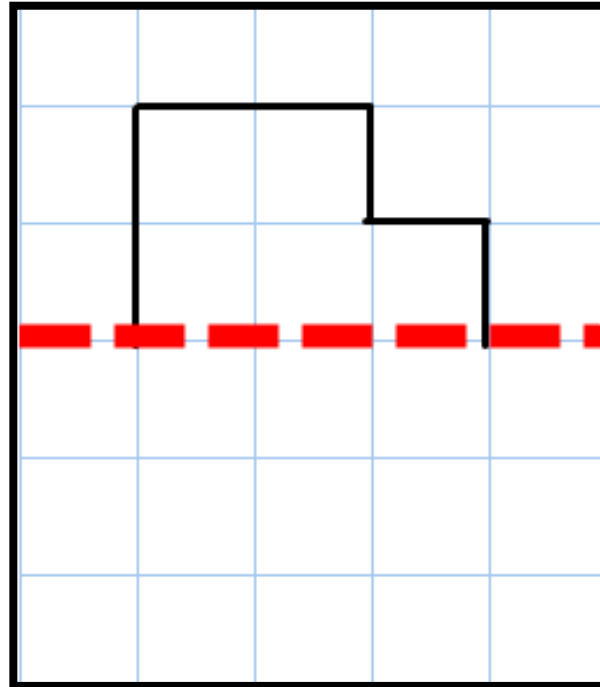
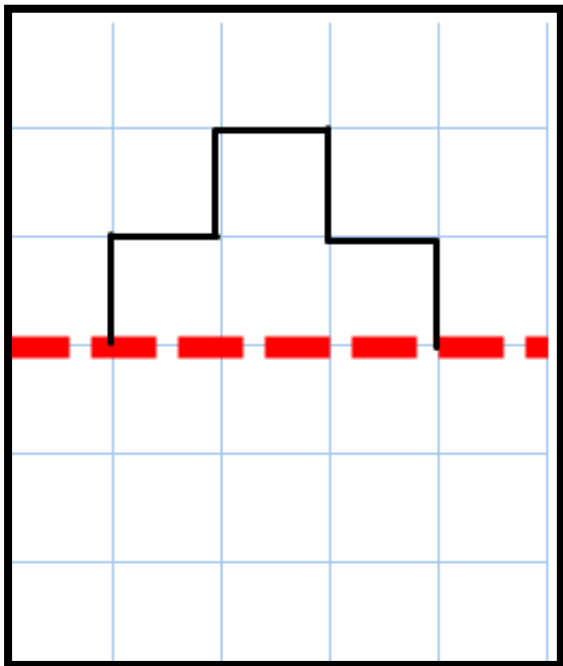


Complete these shapes, would the whole shape look like ?





P6/7 Cuiken Primary Home Learning Grid





P6/7 Cuiken Primary Home Learning Grid



Complete each activity on the grid - these can be completed in Green Jotter you were given.