



# Cuiken Primary Home Learning Grid - P7



Literacy	Numeracy	Maths
<p>1. Spelling - Each spelling group should use the words below and SACAWAC x3, write a sentence for each word using the correct punctuation and underline the rule in each word. Try to use cursive handwriting.</p> <p><b>(Book 2B moving on) Book 3 - Unit 1 -</b> Adding the prefixes dis- and in-.</p> <p>Disagree disappear disapprove dishonest Incorrect Incoming Independent Invisible</p> <p><b>Book 3 - Adding suffix -ible</b></p> <p>Impossible edible flexible horrible legible responsible terrible visible indestructible</p> <p><b>Book 4 - Unit 14 - Adding the suffix -ion</b></p> <p>Comprehension Confusion Expansion Extension Precision Revision Suspension Tension</p> <p><b>Book 6 - Unit 2 -Adding suffixes</b></p> <p>Achievement Amazement Beautiful Beauty Careful Carless Deceitful Definitely</p> <p>2. <b>Goodnight Mr Tom Reading Task -</b> Read Chapter 9 and 10 of Goodnight Mr Tom.</p> <p>2. <b>Mrs Mason's Reading task -</b> Read Chapters 20 - 28 of our class novel Holes and answer the following: In chapter 20 Stanley says he "wonders if this was how a condemned man felt on his way to the electric chair." Find out what a condemned man and the electric chair are and write it down in your book. We find out that Sam sells something with his donkey Mary-Lou. What is it? (This is important for the rest of the book.)</p>	<p>1. <b>All Groups</b> - Complete the division word problems below in your jotters! Can you use your knowledge or bus stop division to help you?</p> <p>2. Can you choose 2 times tables you would like to get better at? From the sumdog reports, our 6,7,8 and 9 times tables seems to be where there are weaknesses.</p> <p>Practice these by writing them down, looking at them and then time yourself to see how quickly you can recall the facts! Mix them up to help you to gain confidence! Tweet your Pictures to me and the school for recognition squares!</p>	<p>1. Complete the sumdog Competition testing your tables and commutative law! (Mrs Mason's P7's - you have a task set on sumdog from Mrs Mason)</p> <p>2. Complete the Worksheet attached. This is very simple just to allow you to get the hang of finding the perimeter of a regular shape. Remember to add all lengths together.</p> <p>3. Challenge - Can you create 3 questions of your own using different numbers or a different unit of measure?</p>



# Cuiken Primary Home Learning Grid - P7



<p>Katherine found it easier to talk to Onion Sam when he was working on the school. Why do you think this is?</p> <p>What happens to Onion Sam tells us a lot about America in the past. (and present day's events unfortunately, if you have seen the news). Write down what happens to Sam and why?</p> <p>Kissing Kate Barlow is an outlaw. Find out what an outlaw is and write that in your book.</p> <p><b>Challenge - if you would like to know more about outlaws I have put up some information about some infamous outlaws on Google Classroom.</b></p> <p><b>3 Writing -</b> In 500 words or more, can you write a short personal account of how you are feeling about High School? Rememembr to write in first person, include thoughts, feelings and emotions. Discuss things that you think may help you. What are you looking forward to? What are you anxious about?</p> <p><b>Challenge - Can you use a comma in your writing to structure a sentence? Can you use a colon to introduce a list?</b></p>		
<p style="text-align: center;"><b>S1 Transition Days</b></p> <p>Activities will be shared on Google Classroom on your Transition Days - you don't have to complete all the activities across the 2 days - just when you get the chance too. The more you complete and engage with the better understanding you will have of some of the subjects you will be learning about at High School.</p>	<p style="text-align: center;"><b>HWB / Exercise</b></p> <p>HWB - The beliefs we hold about ourselves can affect the way we think about ourselves and influences the way we respond to learning something new. Knowing about the brain can help us to understand how we learn and how we think about ourselves and our actions when we are learning. Remember who we are and what we are good at is not fixed. Have a look at the Class Dojo to remind yourself of how the brain works. <a href="https://www.youtube.com/watch?v=2zrtHt3bBmQ">https://www.youtube.com/watch?v=2zrtHt3bBmQ</a></p>	<p style="text-align: center;"><b>Virtual headstrong Session 1</b></p> <p>This course aims to develop pupils' understanding of mental health and well-being and support them in applying coping strategies in their own lives. The course comprises brief teacher input sessions with some follow up worksheets that pupils can complete by themselves. It asks pupils to feed back to you their top three take-away messages from each session.</p> <p>The four short sessions cover the following topics:</p> <ol style="list-style-type: none"> <li>1. What we mean when we talk about mental health</li> <li>2. How to manage worrying thoughts</li> <li>3. Coping with loss</li> </ol>



# Cuiken Primary Home Learning Grid - P7



	<p>Have a listen to - TEDTALK the power of believing. Carol Dweck This is all about the Growth Mindset - you can be of Fixed Mindset or Growth Mindset or sometimes a mix of the two. After you have listened to Carol Dweck create a two column poster on the beliefs and the behaviours of a growth mindset and how it compares to a fixed mindset. See if you can complete this crossed arms experiment? Cross your arms as you normally would. Cross your arms again only this time put the opposite arm on top. I'm still trying!!</p> <p><b>Cuiken Olympics with Lauren!</b></p> <p>Hi everyone, I am so proud of everyone's efforts last week of our launch of the Cuiken Olympic Games. Well done to everyone who participated and especially our winners! This week everyone P1-7 and all teachers challenge is to create your own obstacle course. This can be in the house, in your garden, when you're out on walk! Your obstacle course must include at least 2 different exercises like jumping, hopping etc and it must also include a balance on one leg. Use absolutely anything you can find in the house, cans, bottles, bins, chairs, the weirder the better! You may well have had this as an activity before, use your ideas from that to help you, could you make it even better? Practice makes progress!! The more creative the better! This time it is part of the Cuiken Olympic Games and squares are up for grabs!! Take photos and record videos of you participating and record your time, these will be going onto the leaderboards again for an amazing</p>	<p>4. Finding balance</p> <p>This week we will look at Session One - What we mean when we talk about Mental Health.</p> <p>Find a powerpoint, handout and 3 worksheets on Google classroom. If you can access them to fill in and hand them in that would be super. If you wish to print them and keep a folder that is also absolutely fine.</p>
--	--	---



# Cuiken Primary Home Learning Grid - P7



	50 recognition squares up for grabs! Look forward to seeing all your posts, good luck! Lauren ☺	
<p style="text-align: center;"><b>Family Learning</b></p> <p>1. Let's have a Tik Tok off! Can you teach your family members a dance or trick? Share these on twitter so I can judge them and I will announce a winner! It's all down to you!</p> <p>2. Science Task GBSC</p> <p>Primary 4-7 Last year the school took part in the Great Science Share with the help of the Easter Bush Science Outreach Centre (Edinburgh University). This year we are going to do the same along with Cornbank, Strathesk, Sacred Heart and Mauricewood Primaries. Please complete the following experiment for this week's family task. It isn't difficult and can be done with items found around the house. Your experiment involves ROCKET MICE. Please follow the instructions and template on Google Classroom, the app and the website to take part. Once you have tried to make the mouse 'rocket' see if you can make it go further or faster by using different things or find out what is the heaviest mouse you can launch - you can weigh it down by using modelling clay in the nose of the mouse. There may be many more questions or adaptations to your mouse that alter its flight or path that you can come up with. You will need to think about the question, come up with a hypothesis (a prediction of how you will be able to make it go higher), record what you see and see if you can measure it in some way, and come to a conclusion. What changes did you make to make it go higher or faster? How heavy did you manage to get</p>	<p style="text-align: center;"><b>French</b></p> <p>This week, we are learning a bit about famous French people. Go to <a href="http://www.euroclub-schools.org">www.euroclub-schools.org</a>. Enter the 'French Zone'. Click on 'Famous French People'. By clicking on the names and reading the information, can you answer the questions? Remember, all the answers are on the website, so you don't need to search elsewhere for them.</p> <ol style="list-style-type: none"> <li>1. Who wrote the story about the hunchback of Notre Dame?</li> <li>2. Which French saint is associated with the town of Lourdes?</li> <li>3. Which female saint led the French army into battle?</li> <li>4. Which French writer wrote a famous chapter about a sponge cake?</li> <li>5. Which French writer hated the Eiffel Tower?</li> <li>6. Who built the famous bridge of Avignon?</li> <li>7. What was Coco Chanel's lucky number?</li> <li>8. The musical <i>Les Misérables</i> is based on a book written by which author?</li> <li>9. What was the real name of Coco Chanel?</li> <li>10. Name a famous song by Edith Piaf.</li> </ol> <p><b>French Live Lesson -</b></p> <ul style="list-style-type: none"> <li>• Follow the link below to access a free French lesson. Tune in every Thursday at 11.30am to see Ann Robertson (Midlothian and East Lothian's 1+2 Language Coordinator) giving a lesson.</li> </ul>	<p style="text-align: center;"><b>Science / RME</b></p> <p>1. Science Activity - There will be a powerpoint posted onto the Google Classroom! Matching the materials to the names and pictures. Find on Google Classroom and attached underneath the grid.</p> <p><b>RME</b></p> <p>One of our school rules is about Being Kind. Thinking about being online which of these do you think are kind?</p> <ul style="list-style-type: none"> <li>• Sending a Happy Birthday message to your friend.</li> <li>• Facetime a friend because you thought they looked sad at school.</li> <li>• Using your device to video someone falling over in the park.</li> <li>• Taking a photo of your friend without their permission</li> <li>• Sending a poo emoji to a friend.</li> <li>• Emailing a photo of something you made to your grandparents.</li> <li>• Printing out a poem you found online and telling people you wrote it.</li> <li>• Sending a photo of a friend to other people.</li> <li>• Posting mean comments about a YouTube video.</li> <li>• Finding a funny picture online and sending it to a friend.</li> <li>• Asking a friend permission to post a picture you</li> </ul>



# Cuiken Primary Home Learning Grid - P7



your mouse? Find out what forces you think are involved - an adult can help here!

To record your efforts you should make a poster showing your science question, hypothesis, what you did, and your results and conclusion then tweet a photograph of you completing your experiment, your result, or you and your poster on Cuiken Twitter and tag @EBSOClab and @RoslinInstitute with the hashtag - #GreatSciShare. The Team at Easter Bush will take the photos and make a short film and will include all Penicuik schools. Please note that by sending your pictures and videos you are giving permission for the University of Edinburgh to use them for the Great Science Share for Schools event both internally and externally. This applies to print and digital media formats including print publications, websites, e-marketing, posters, banners, advertising, film and social media.

The scientists there, some of which came into school last year, are happy to answer any questions related to science from the children. They will be featured in the movie from the Bush towards the end of term. Please email any questions to L. mason @mgfl.net so these can be passed on by the Thursday 11<sup>th</sup> June.

like of them

- online.
- Emailing your aunt to say thank you for a gift she sent you.
- Watching YouTube videos on your phone at the dinner table.
- Reporting someone in an online game for doing something
- inappropriate.


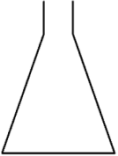

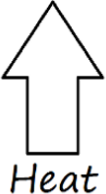

Can you make a poster of what you have chosen as being unkind online to persuade people to change their behaviour.



# Cuiken Primary Home Learning Grid - P7




Now complete the table by moving the symbols or pictures at the foot of the page into the correct place.

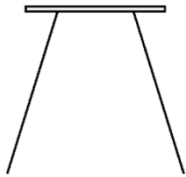
Picture	Name	Symbol
	Tripod	
	Conical flask	
	Filter funnel	
	Heat source	
	Test tube	



# Cuiken Primary Home Learning Grid - P7



	Heat mat	
--	----------	--





# Cuiken Primary Home Learning Grid - P7



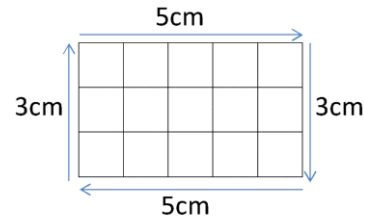
Name \_\_\_\_\_

Date \_\_\_\_\_



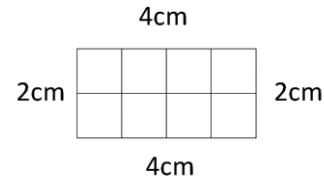
## PERIMETER SHEET 1

To find the perimeter of a rectangle, simply work out the distance all the way round the outside of the rectangle. The perimeter of the rectangle below is  $5 + 3 + 5 + 3 = 16\text{cm}$ .



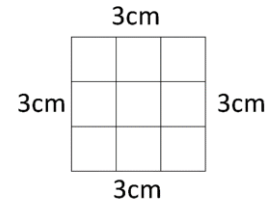
Work out the perimeter of the following rectangles:

1)



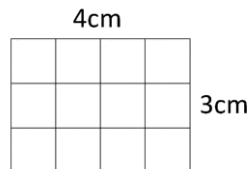
Perimeter = \_\_\_\_\_ cm

2)



Perimeter = \_\_\_\_\_ cm

3)



Perimeter = \_\_\_\_\_ cm

4)



Perimeter = \_\_\_\_\_ cm



Complete each activity on the grid - these can be completed in Green Jotter you were given.