



Cuiken Primary Home Learning Grid



<p style="text-align: center;">Literacy - Reading</p> <p><i>LI - I can read and write my set 1 sounds.</i> <i>LI - I can begin to blend set 1 sounds and make words.</i></p> <p><u>Read Write Inc</u></p> <p>A detailed RWI task sheet is available for you in Google Classroom. These have been allocated to you at the correct level. If you do not have access to Google Classroom then you can;</p> <ul style="list-style-type: none"> ● Watch the Daily Set Speed Sounds and Word Time videos on YouTube through the link below; Ruth Miskin You Tube ● Play the literacy games set for you on Education City (check your Classwork section). ● Enjoy reading stories with a grown up and talk about what happens in the story. 	<p style="text-align: center;">Literacy - Writing / Grammar</p> <p><i>LI - I can read and write my set 1 sounds.</i></p> <p>A detailed RWI task sheet is available for you in Google Classroom. These have been allocated to you at the correct level. If you do not have access to Google Classroom then you can;</p> <p>Practice writing the sound from today's Set 1 Speed Sound video. You can access this here: Ruth Miskin You Tube Draw a detailed picture to go alongside it. Remember to use your story to go alongside it. You can access sheets to support the writing task here: https://home.oxfordowl.co.uk/reading/reading-schemes-oxford-levels/read-write-inc-phonics-guide/</p>	<p style="text-align: center;">Numeracy</p> <p>Squares - <i>LI - I can add one more and count how many. Complete Page 13 of HM1 (page uploaded on GC and attached to grid. Ask your child the number before and after within 10, or up to 15 for challenge!</i></p> <p>Triangles - <i>LI - I can say/write the number before and after. Complete page 4. Choose whether you would like to do this orally or written. Ask your child the number before and after within 20. Speed up the pace to encourage quick recall.</i></p> <p>Circles - <i>LI - I can write one and two more/less than within 20. Complete worksheet. Practice counting to 30 forwards and backwards.</i></p>
<p style="text-align: center;">Maths</p> <p><i>LI - I can find different ways to make an amount:</i> In the questions below you will be asked to find as many ways as possible to make an amount. For example, if you need 2p you can use one 2p coin or you can use two 1p coins to make that amount. Both ways make 2p.</p> <p>You might find it helpful to use coins or make coins to help you. <i>Remember not all numbers have a coin of that value. For example, you cannot get a 3p coin. For</i></p>	<p style="text-align: center;">HWB</p> <p>PE - <i>LI - I can keep fit and active.</i> Search for Cosmic Yoga on Youtube and allow your child to select a story they would like to follow. This is great to help them focus on their breathing and helps with listening skills.</p> <p>Scottish Country Dancing - <i>LI - I can keep in time to the music and count a beat of 8. Watch this video and begin to learn the steps of the Gay Gordons. Make it simple!</i> https://youtu.be/E7fikiE39Ws</p>	<p style="text-align: center;">French</p> <p>Access lingobox learning online. This week's lesson is on French Healthy Living. You can access this video using the links in the google classroom, under French tab. Session will begin 11am Friday 29th January. https://youtu.be/mZg7i9k6Kag</p> <p><i>LI - I can say 5 colours in French.</i> Use the supporting google slides document below or access through the Google classroom. Complete the French Task on Google Classroom, or pick 5 colours and colour them in and say the</p>



Cuiken Primary Home Learning Grid



<p>these questions you can only use 1p 2p 5p 10p and 20p coins.</p> <p>Squares - Find different ways to make:</p> <ul style="list-style-type: none"> • 3p 4p 5p 6p 10p <p>Triangles - Find different ways to make:</p> <ul style="list-style-type: none"> • 5p 8p 9p 10p 12p <p>Circles - Find different ways to make:</p> <ul style="list-style-type: none"> • 10p 14p 15p 19p 20p <p>Access some BBC Bitesize clips here which will help you to understand money. https://www.bbc.co.uk/bitesize/topics/zntykmn/resources/1</p>	<p>Hold hands with partner instead of Gay Gordons hold. Just turn your partner instead of doing any fancy footwork. I would love to see some videos of what you have been learning, please share these on twitter or the Google Classroom. 😊</p>	<p>French words. I would love to see videos of you saying some colours in French! You can post these on Google classroom or share them on twitter! 😊</p>
<p style="text-align: center;">Family Learning</p> <p>Host a burns supper in the house with your family. You may get dressed up, or have something traditional for dinner. I would love to see some pictures 😊</p> <p><u>Life skills:</u> Most of you can write your first name really well, but can you also write your surname? Have a go at practicing writing your full name. The easiest way to do this is to get a grown up at home to write it for you to copy. You could try using different coloured pens and pencils. Remember the first letter in your first name and the first letter in your surname both need a capital letter.</p>	<p style="text-align: center;">Learning Across the Curriculum</p> <p>Fine motor Skills - LI - I can manipulate dough using my hands and fingers. If you have playdoh at home can you practice manipulating it with your fingers and hands? Can you make the Scottish flag, bagpipes, and a burns supper? I would love to see how creative you can be! Please share pictures on Google classroom or on Twitter.</p> <p>ICT - LI - I can use a keyboard and find the letters. Continue you practice your keyboard skills. Have a go at the game letter trucks: https://www.typinggames.zone/letter-trucks</p>	<p style="text-align: center;">Learning Across the Curriculum</p> <p>Art - LI- I can draw/paint a detailed picture. https://learnenglishkids.britishcouncil.org/short-stories/nessie-the-loch-ness-monster Watch this short video. Can you draw or paint a picture of Nessie, the Loch Ness Monster? Think of its shape, colour and length. Can you describe it to a grown up? Share these great pictures on twitter or the Google Classroom.</p> <p>RME - Bible Stories - Jonah and the whale. Eatch the youtube video : https://www.youtube.com/watch?v=2LzhwHinO1k</p> <p>Can you draw a picture of Jonah inside the whale?</p>



Cuiken Primary Home Learning Grid



	<p>During this game, different wooden boxes will appear on the screen, with a letter or keyboard symbol on it.</p> <p>You need to find and press the correct letter on your keyboard to try and get the box to land on a truck.</p> <p>Try to press the correct letter/ symbol just when the box is above a truck so it lands safely. You will get a point for each box you get on a truck.</p> <p>This game should also work on tablet devices.</p>	<p>Discuss with a grown up what happened in the story and what you learned from it, I would love to hear your views! Share these on the Google classroom or twitter! 😊</p>
--	--	--

Complete each activity on the grid - these can be completed in Green Jotter you were given.



Circles Worksheet Week Beginning 25/01/2021

Practice counting forwards and backwards within 20 before completing this task. This can be completed orally or completed on the worksheet.


1. 2 more than 15 =
2. 2 more than 9 =
3. 1 less than 11 =
4. 1 more than 19 =
5. 2 less than 20 =
6. 2 more than 7 =
7. 1 less than 18 =
8. 2 less than 19 =

13

Draw 1 more. How many now?



Draw 2 more. How many now?



Sets of 6 and 7



Cuiken Primary Home Learning Grid



4

Write the missing numbers.

10	11	12	
12	13	14	

16	17	18	
17	18	19	

	12	13	14
	10	11	12

	16	17	18
	13	14	15

11		13	14
17	18		20

16		18	19
14	15		17

16			19
8			11

12			15
10			13

Number after, before, between



Cuiken Primary Home Learning Grid



French Slides - <https://docs.google.com/presentation/d/1jpUZqfbH5mtpRpMJG0x5M03V7tDmKibg6Ugw4WFJzkU/edit?usp=sharing>