



P6 Cuiken Primary Home Learning Grid

Scots Week

Literacy - Reading	Literacy - Writing / Grammar	Numeracy
<p>Scots Poetry <i>I can find the meaning of Scots words</i> Choose your level of challenge by picking one of the three poems to find out about or you can investigate all three. You can complete this in the Scots Language Research template in Google classroom or in your jotter.</p> <p>This link to Up In The Morning Early by Robert Burns has an English translation. Choose five Scots words and find the English meaning.</p> <p>Read and listen to Crocodile by J.K Annand. Choose seven Scots words and find their meaning.</p> <p>Read and listen to To A Mouse by Robert Burns. Select ten Scots words and find their English meaning.</p> <p>Next week we will be choosing one of</p>	<p>Poetry <i>I can write a poem</i> Inspired by the Scots poems you have read write a poem of your own. First choose either an animal or a type of weather to write about. Next think of at least six (or ten if you want a challenge) words, Scots words or short phrases to describe your chosen subject, these ideas will form your plan. Finally write your poem which will describe your chosen subject. Aim for three or four verses if possible. (Your poem can rhyme but does not have to.)</p> <p>Success Criteria I have started each line with a capital letter. I have given each verse four lines. I have created and used exciting descriptive words and phrases. My poem has a pattern or rhythm when I read it our loud.</p>	<p>Simplifying fractions Remember you need to divide the numerator and the denominator by the same number (The highest common factor) Mild <i>I can use my three time table to find a third</i> Find a third of 6 12 18 30 21 24 and <i>I can simplify basic fractions</i> Simplify 2/4 2/8 3/6 5/10</p> <p>Spicy <i>I can simplify fractions using my 2, 3, 4, and 5 times tables</i> Simplify 14/20 4/8 9/12 12/15 12/16 4/16 3/15 5/25 6/9 15/20</p>



P6 Cuiken Primary Home Learning Grid

Scots Week

these three poems to recite so you can start practising this week if you want! (If you choose to recite To A Mouse you will not need to learn the whole poem.)

AR

I can read for information and enjoyment

Each day try to read at least 10- 20 minutes of a book and remember you can do your [AR tests online](#) but you need to follow the link to do so. Once you have followed the link you can bookmark it to use in the future. You can borrow eBooks and eAudiobooks online from [Midlothian library](#). You can also join online if you are not already a member.



Spelling

Write each of your words 3x using look, say, cover write and check

Red A: I can use the suffix -ly
badly bravely foolishly gladly happily
kindly loudly nearly normally quietly

Red B: I can spell words where the 'ee' sound is spelt using 'ey'
alley chimney donkey honey hockey key
money kidney monkey turkey

Blue: I can spell words ending with -ture
adventure capture creature feature
fixture furniture future mixture nature
picture

Purple: I can spell words with the prefix inter- which means 'between' or 'among'
interact intercity intergalactic interlock
intermediate international internet
interrelate intersection interview

Hot

I can simplify fractions using my times tables

18/42 21/27 14/20 30/36 4/32
20/32 9/21 8/16 6/18 14/42

Sizzling

I can fully simplify fractions by finding the highest common factor

22/88 49/84 72/81 40/64 48/54
18/22 42/72 42/66 60/200 45/135

Success criteria

Find the factors of each number
Select the highest common factor
Divide the numerator and denominator by the highest common factor.
Write your answer

Fractions game

I can find equal fractions
Find the equal fractions- there are eight levels of difficulty start at level one a see how far you can go!

[Equivalent fractions game](#)



P6 Cuirken Primary Home Learning Grid

Scots Week

Maths	HWB	French
<p>Perimeter <i>I can find the perimeter of a shape</i> Remember perimeter means the distance around the outside. There are three perimeter worksheets to complete. Challenge- complete the challenge question and draw shapes of your own with given perimeters. Draw a rectangle with a perimeter of 24 cm. Draw a triangle with a perimeter of 18cm. Draw a shape with a perimeter of 30cm</p> <p>Sumdog Midlothian Competition <i>I can use my maths knowledge to answer a range of questions</i> This week there is a Midlothian Sumdog competition and your class has been entered! Login to practice your skills and let's try to get the most answers in Midlothian!</p> <div style="text-align: right;"><input type="checkbox"/></div>	<p>PE- Mrs Tait <i>I can take part in a variety of PE challenges</i> Complete your daily PE challenge from our specialist PE teacher, the grid can be found below or in the Google classroom along with some additional information. Have fun!</p> <p>Outdoor Learning <i>I can observe and learn about my environment</i> As part of the RSPB Big School Bird Watch, go into the park, your garden or for a walk and see what birds you can spot. Use the bird spotting sheet in google classroom or the RSPB website to figure out what they are. Don't forget to let us know what you see in the Google Classroom- you could even take a photo or draw a picture!</p> <div style="text-align: right;"><input type="checkbox"/></div>	<p>French Fridays! <i>I can join in with a French workout</i> Tune in on Friday at 11am to enjoy a free live French lesson!</p> <p>The sessions are recorded so can also be watched afterwards.</p> <p>This week the theme is French PE Workout. Take part in a fun French PE workout!</p> <p>French Sport <i>I can name some French sports</i> Following up on your online French lesson last week watch this video about French sports. Then you can try some games using your French sports.</p> <div style="text-align: right;"><input type="checkbox"/></div>



P6 Cuiken Primary Home Learning Grid

Scots Week

Family Learning	Learning Across the Curriculum	Learning Across the Curriculum
<p>Scottish Country Dance As it is Scots week listen to some Ceilidh Music and try out some Scottish Country Dance steps with your family- you can even make up your own steps or routine- the main rule is get moving and have some fun! Here are some links to get you started; Royal Scottish Country Dance Society Scottish Dance 'Flash Mob'</p> <p>Scottish Landmark Drawing Scotland is full of beautiful places and landmarks although we can't travel we can still enjoy them together. You can learn how to draw some famous Scottish landmarks here. Grab some paper and pencil, follow the link, choose your difficulty level and get drawing. Ask everyone in your house to draw along with you, or share your drawings with your family members at home or online.</p> <div data-bbox="712 1380 784 1452" style="border: 1px solid black; width: 30px; height: 45px; margin-left: auto;"></div>	<p>Music- Scottish Instruments <i>I know some Scottish instruments and key facts about them</i> Scottish music has a long tradition and a number of unique instruments including the accordion, bagpipes and clarsach. Pick one of the instruments mentioned and complete a research task. Find out;</p> <ol style="list-style-type: none"> 1. What the instrument is made of. 2. What part of the orchestra would you find it in. 3. Famous musicians who play it. 4. What kind of sound it makes. 5. Draw a picture of it. <p>Put your research in your jotter or fill in the word document on Google classroom directly and share it with me.</p> <p>Art <i>I can draw using a range of techniques</i> Steven Brown is a well-known artist who is famous for drawing highland cows. He was born in 1972 in Kilmarnock,</p>	<p>Geography- Scottish Cities and Mountains <i>I can locate cities and mountains on a map of Scotland</i></p> <p>Task 1 There are seven cities in Scotland but do you know where they all are? Label the cities on the sheet below or in our classroom using Google Maps to help you.</p> <p>Task 2 Now can you label the Scottish Mountains?</p> <p>Challenge- Which mountain is the highest in Scotland?</p> <div data-bbox="1982 1104 2049 1176" style="border: 1px solid black; width: 30px; height: 45px; margin-left: auto;"></div>



P6 Cuiken Primary Home Learning Grid

Scots Week

	<p>Ayrshire. He loved art at school and dreamed of becoming an artist. Your challenge is to draw a highland cow. You can choose which type you would prefer to draw but both are step-by-step activities which you can stop and start or play more slowly. In the first clip you use coloured pencils/pens. You will end up with a highland cow's head similar to Steven Brown's work. The second is a more cartoon type which you could colour in in bright colours like the artist Steven Brown. Don't forget to share your artwork in our classroom.</p> <div data-bbox="1355 925 1429 997" style="border: 1px solid black; width: 30px; height: 45px; margin-left: auto;"></div>	
--	--	--

Complete each activity on the grid - these can be completed in Green Jotter you were given.



P6 Cuirken Primary Home Learning Grid

Scots Week

Scots Poems P6

Crocodile by Robert Burns

When doukin in the River Nile
I met a muckle crocodile.
He flicked his tail, he blinked his ee,
Syne bared his ugsome teeth at me.

Says I, "I never saw the like.
Cleaning your teeth maun be a fyke!
What sort of besom do ye hae
To brush a set o teeth like thae?"

The crocodile said, "Nane ava.
I never brush my teeth at aa!
A wee bird redds them up, ye see,
And saves me monie a dentist's fee."

Up in the Morning Early by J.K Annand

Cauld blaws the wind frae east to west,
The drift is driving sairly;
Sae loud and shrill's I hear the blast,
I'm sure it's winter fairly.

Up in the morning's no for me,
Up in the morning early;
When a' the hills are cover'd wi' snaw,
I'm sure its winter fairly.

The birds sit chittering in the thorn,
A' day they fare but sparely;
And lang's the night frae e'en to morn,
I'm sure it's winter fairly.

Up in the morning's no for me,
Up in the morning early;
When a' the hills are cover'd wi' snaw,
I'm sure its winter fairly.



P6 Cuiken Primary Home Learning Grid

Scots Week

To A Mouse by Robert Burns

Wee, sleeket, cowran, tim'rous beastie,
O, what panic's in thy breastie!
Thou need na start awa sae hasty,
Wi' bickering brattle!
I wad be laith to rin an' chase thee,
Wi' murd'ring pattle!

I'm truly sorry Man's dominion
Has broken Nature's social union,
An' justifies that ill opinion,
Which makes thee startle,
At me, thy poor, earth-born companion,
An' fellow-mortal!

I doubt na, whyles, but thou may thieve;
What then? poor beastie, thou maun live!
A daimen-icker in a thrave 'S a sma' request:
I'll get a blessin wi' the lave,
An' never miss't!

Thy wee-bit housie, too, in ruin!
It's silly wa's the win's are strewin!
An' naething, now, to big a new ane,
O' foggage green!
An' bleak December's winds ensuin,
Baith snell an' keen!

Thou saw the fields laid bare an' wast,
An' weary Winter comin fast,
An' cozie here, beneath the blast,
Thou thought to dwell,
Till crash! the cruel coulter past
Out thro' thy cell.

That wee-bit heap o' leaves an' stibble,
Has cost thee monie a weary nibble!
Now thou's turn'd out, for a' thy trouble,
But house or hald.
To thole the Winter's sleety dribble,
An' cranreuch cauld!

But Mousie, thou are no thy-lane,
In proving foresight may be vain:
The best laid schemes o' Mice an' Men,
Gang aft agley,
An' lea'e us nought but grief an' pain,
For promis'd joy!

Still, thou art blest, compar'd wi' me!
The present only toucheth thee:
But Och! I backward cast my e'e,
On prospects drear!
An' forward, tho' I canna see,
I guess an' fear!



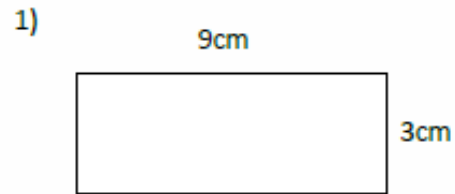
P6 Cuiken Primary Home Learning Grid

Scots Week

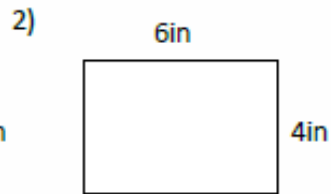


Perimeter Task 1

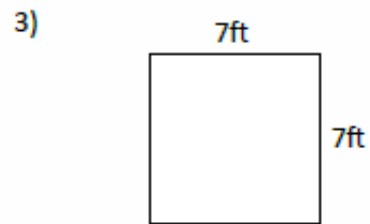
Work out the perimeter of the following rectangles. They are not to scale.




Perimeter = _____ cm



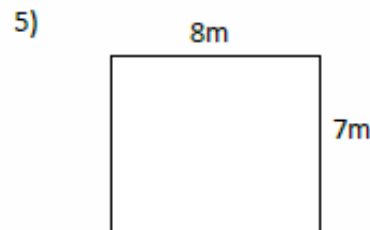
Perimeter = _____ in



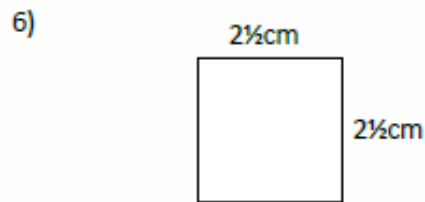
Perimeter = _____ ft



Perimeter = _____ m

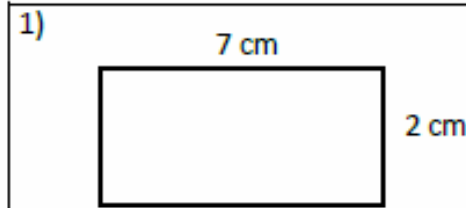


Perimeter = _____ m

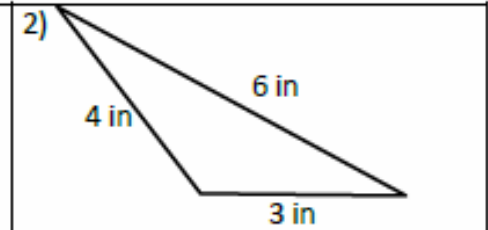


Perimeter = _____ cm

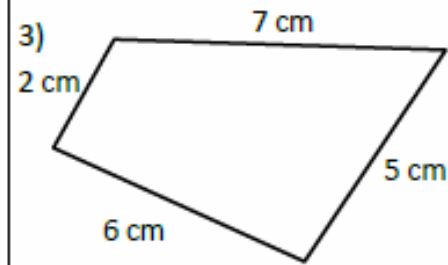
Perimeter Task 2



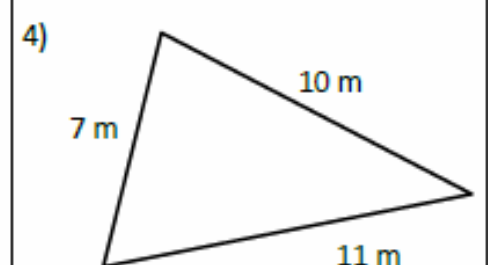
Perimeter = _____ cm



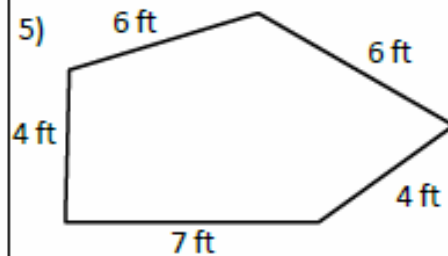
Perimeter = _____ in



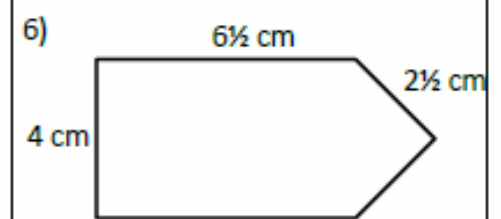
Perimeter = _____ cm



Perimeter = _____ m



Perimeter = _____ ft



Perimeter = _____ cm

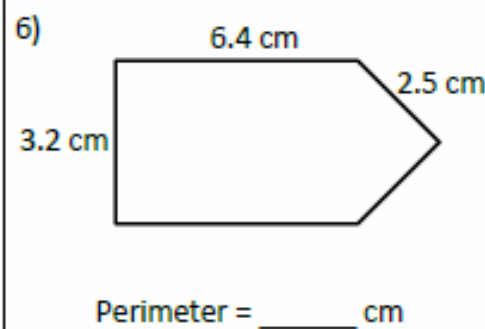
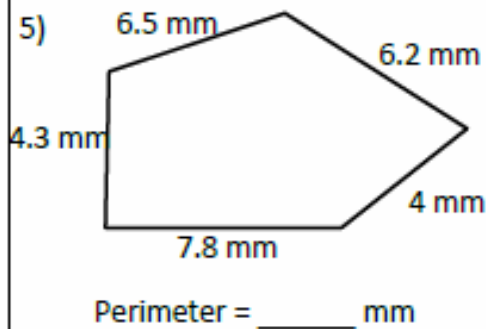
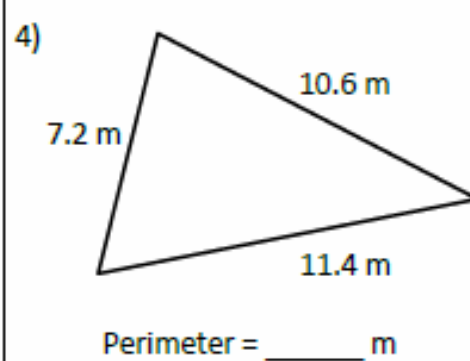
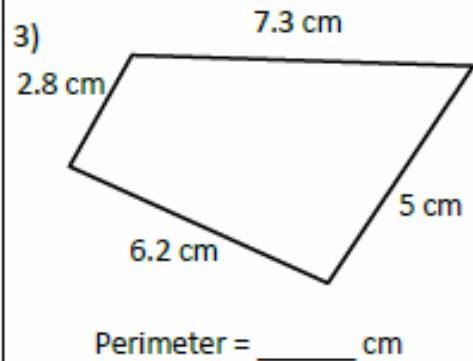
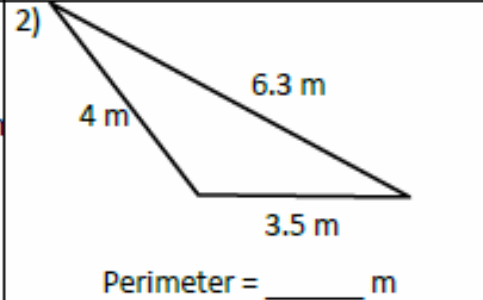
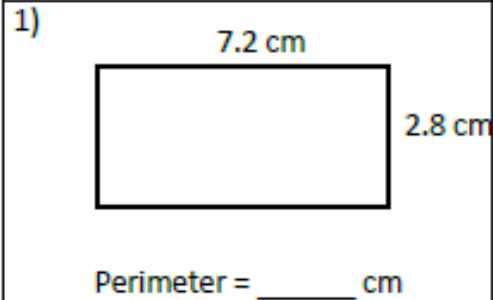


P6 Cuiken Primary Home Learning Grid

Scots Week



Perimeter Task 3



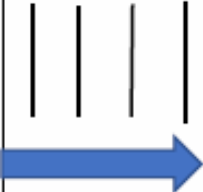


P6 Cuiken Primary Home Learning Grid

Scots Week



PE ACTIVITY GRID FOR SECOND LEVEL

<u>Monday</u>	<u>Tuesday</u>	<u>Wednesday</u>	<u>Thursday</u>	<u>Friday</u>
<p>Agility Drills</p> <p>Set out an area using suitable materials e.g. rope, sticks, socks, dressing gown cords.</p> <p>Adjust the distance so that your feet can fit into the squares.</p>  <p>Make up as many agility drills as you can travelling from 1 side to the other. E.G. run, jump, sidestep, 1 foot followed by another in each space.</p> <p>Design a routine to follow and time yourself and others.</p>	<p>Target Game</p> <p>You will need one A4 sheet of paper and an empty bowl (or similar).</p> <p>Scrunch up the A4 sheet of paper into a tight ball.</p> <p>Set your bowl on a flat surface a short distance from you and see if you can throw the paper ball into the bowl.</p> <p>Every time you manage to get 5 in a row you can move the bowl further away!</p> <p>Challenge someone else in your house.</p>	<p>Boccia</p> <p>Seated bowls for 1-4 players. Be creative if you don't have balls, rolled up socks or scrunched up paper can be used.</p> <p>Who can get closest to the target?</p> <p>Simple rules at: http://www.bashtosp.orts.com/index.php/en/about-boccia/short-boccia-rules</p>	<p>Pupil Choice</p> <p>Choose an activity that you would like to do. From practicing and consolidating a PE skill to getting out and about for a walk, cycle or a run.</p>	<p>Keepie Uppie</p> <p>What have you got lying around your house? A ball, a balloon?</p> <p>Can you keep the item off the floor using your hands and/or feet?</p> <p>Keep note of your best score and challenge someone else in your house to 'have a go'.</p>



P6 Cuiken Primary Home Learning Grid

Scots Week

Map of Scottish Cities Labelling

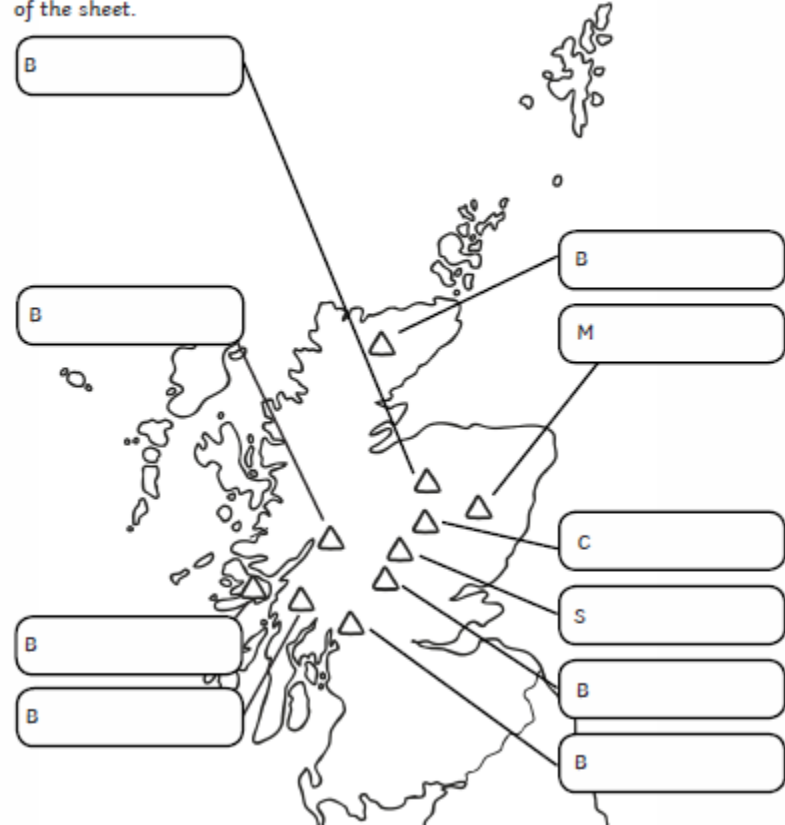
Write each city in the correct box.



Glasgow	Edinburgh	Inverness	Aberdeen
Dundee	Perth	Stirling	

Scottish Mountains

Identify each Scottish mountain and label them using the labels at the bottom of the sheet.



Ben Nevis	Ben Lomond	Ben Macdui	Cairn Gorm	Schiehallion
Ben Lawers	Ben Hope	Mount Keen	Ben Cruachan	Ben More (Isle of Mull)